



Book of Ceremonies

Ceremonies

A Girl Scout Tradition

From the earliest times, women, men and children have held ceremonies to celebrate numerous events such as changes of seasons, births, victories, or deaths. In modern times, it is often our ceremonies and traditions that bind us together as a family or group. Ceremonies can bring meaning to life experiences and offer a means of self-expression.

Girl Scouts also have ceremonies to mark special events throughout the year. Like other ceremonies, Girl Scout ceremonies can be planned on a grand scale to celebrate major transitions (such as awards, bridging, investitures, and end-of-year activities). Or they can be planned on a smaller scale to celebrate more frequent occurrences (such as the beginning or ending of a meeting, a campout, friendship, etc.).

From the very beginning, Girl Scout ceremonies have been observed to reinforce values, pass on traditions and give life to the beliefs set down in the Promise and Law by highlighting accomplishments that illustrate a Girl Scout belief. Ceremonies also reinforce the Girl Scout heritage by reminding us of the contributions made by the women who nurtured the movement in its infancy and began so many of its traditions. These special rituals form a framework for today's actions and provide inspiration for the future.

The rich Girl Scout heritage of strong traditional values should be cherished and preserved. Many of the unique characteristics of our program are passed on from generation to generation-through beautiful and precious ceremonies. Use them frequently. They have a special meaning in Girl Scouting.

Ceremony Basics

No matter what kind of ceremony you plan – whether very simple or quite elaborate – planning is essential for the ceremony to be meaningful. While there are few hard and fast rules for planning ceremonies, basically, each one has these four parts:

- THEME:** Selecting an appropriate theme can make the ceremony more meaningful.
- OPENING:** Can be used to welcome guests, tell the purpose of the ceremony, and/or set the mood for the occasion.
- MAIN PART:** Focuses on the reason you have gathered people together; Could include things like poems, songs, choral readings, candle lighting, etc.
- CLOSING:** Summarizes and gives closure to the ceremony that could include a friendship circle, good-byes, thank-you to special guests or closing songs.

Not every ceremony needs to have the same format. Also, most of the ceremonies in this booklet are not complete from beginning to end. Adapt them to meet the particular needs of your troop. Hopefully, these ceremonies will be only starting points to stimulate the thought process to create new material.

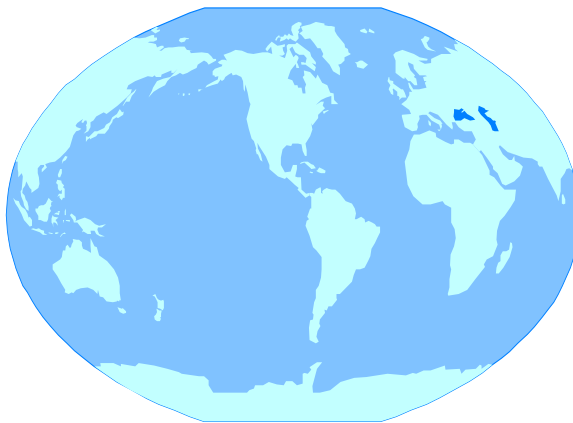
It is not recommended that you use these ceremonies exactly as written. These ceremonies can and should be adapted to the size of your group of participants. Reading parts can be split up to accommodate more readers or combined for fewer readers.

All ceremonies can be presented in a very simple fashion for private troop use, or they can be made more elaborate with decorations, invitations and special features to include invited guests.

Substitute your own ideas for readings, props, songs or decorations to make your ceremonies truly individualized and special.

Tips for Using Ceremonies

- **Combine ceremonies.** An investiture or bridging may also include a flag ceremony and a Girl Scout's Own. Most of the ceremonies in this booklet may easily and naturally be combined with any others. Awards may also be presented at rededication or bridging ceremonies. Special thank-you to guests, consultants or sponsors may be included on almost any occasion.
- Split up speaking roles for large groups, or combine speaking parts for small groups.
- Substitute girls' own words and ideas for the ones printed here, when possible.
- Create visuals, use props, and decorate around a theme. Carry your theme through with when making invitations. Props such as flowers, candles, bridges, flags, etc., add an element of fun to ceremonies and make them more attractive.
- Help girls recognize that serious and quiet moods are often appropriate and can be fun.
- In ceremonies that call for candle lighting, be especially careful. Small flashlights or flowers can be substituted for candles for ceremonies with young girls.
- Plan some rehearsal time.
- **Help girls learn how to behave during ceremonies. Even during "fun" ceremonies, it is not appropriate to giggle, talk or fidget.**
- Any time you include themes of a spiritual nature in a ceremony, take special care that any references to God or to religion in general do not offend or exclude anyone in your troop or any of your guests or observers.
- Almost all the songs referred to in this booklet can be found in the "Sing Together" and the "Girl Scout Pocket Songbook" resources.



Creating Your Own Ceremony

I. Choose a theme that matters:

- * **Something they can see – miracles of nature, the river, the sea, much more**
- * Something they are doing – a group working on international friendship may choose an international theme, a group working on a citizenship badge might use citizenship as a theme, etc.
- * Common ideas – knowing myself, being a friend, serving others, the Girl Scout Promise and Law, the Girl Scout motto, etc.

II. Explore the possibilities of your theme:

You might use symbols that stand for other things – abstractions discussed in ceremonies may be easier for girls to understand if they can relate the theme to things that are simple and familiar. Symbols might include: a handshake – friendship, welcome, etc.; bridge or archway – crossing to something new; eagle – courage; pebble, tree, water – nature.

How else might you symbolize your theme? Pull in lots of ideas from the group on this discussion.

III. An effective ceremony has just one central thought that says something and communicates a clear message.

IV. Express yourself in your ceremony:

With words – poems, stories, choral readings, plays, songs, etc.

Without words – music, silence, touch, pictures, dance, pantomime, symbolism, etc.

V. Plan the ceremony:

What is the purpose of the ceremony?

Where will the ceremony take place?

When will it be? How long it will last?

Who will attend? Do we send invitations?

What is the sequence of the ceremony? In what order will everything be done?

Who will do each part?

What equipment, props or decorations are needed? Who will bring them? Where will they go?

Is everyone participating? Does everyone know what to do? When will we rehearse?

Is the ceremony loud enough to be heard?

Is it simple enough to be understood?

Is it interesting enough?

Is everyone a participant?

VI. Carry out the ceremony.

(Adapted from: *A Design for Ceremonies Training* by Myra Nagel)

Principal Girl Scout Ceremonies

| <u>CEREMONY</u> | <u>DESCRIPTION</u> | <u>ESSENTIAL COMPONENTS</u> |
|------------------------------|---|---|
| Opening and Closing | The beginning or ending. May be a song, a prayer, the Promise, etc. | Beginning a meeting or event. Ending a meeting or event. Goodnight closing at camp, etc. Can be formal or informal. |
| <i>Flag Ceremony</i> | This ceremony honors the US flag. It can be used for opening and closing special activities and troop meetings. May be indoors or outdoors. | US flag only, or US flag and others; <ul style="list-style-type: none"> • color bearer • color guard • Pledge of Allegiance • Girl Scout Promise • patriotic song or reading |
| Investiture | A girl or adult joining Girl Scouting for the first time and making the Girl Scout Promise. Traditionally, this is the first time they wear the Girl Scout pin. | A girl or adult joining Girl Scouting for the first time: <ul style="list-style-type: none"> • makes the Promise • receives the Girl Scout pin • is welcomed into Girl Scouting |
| Rededication | Girls and adults who have already been invested renew the Girl Scout Promise and is welcomed back into Girl Scouting. May be combined with an investiture. | Girls and adults who have already been invested renew the Promise. |
| Court of Awards | A ceremony recognizing accomplishment. Girls receive insignia they have earned. | <ul style="list-style-type: none"> • Insignia are usually presented by the troop leader • An explanation of recognition and accomplishment for which insignia stand should be included • Program consultants might be recognized at this time. |
| Bridging and Fly-Up Ceremony | A ceremony held when you “cross the bridge” from one program level to another. | Daisy Girl Scouts going into Brownie Girl Scouts: <ul style="list-style-type: none"> • receive the Brownie GS pin • receive a membership star • receive Bridge to Brownies patch, if appropriate • are rededicated with the Brownie Girl Scout troop. Brownie Girl Scouts going into Junior Girl Scouts: <ul style="list-style-type: none"> • receive the trefoil Girl Scout pin • receive the fly-up wings • receive a membership star • receive the Bridge to Juniors patch, if appropriate • are rededicated with the Junior Girl Scout troop. |

Junior Girl Scouts going into Cadette Girl Scouts:

- receive the Bridge to Cadette's patch, if appropriate
- receive a membership star
- are rededicated with the Cadette Girl Scout troop.

Cadette Girl Scouts going into Senior Girl Scouts:

- receive the Bridge to Senior GS patch, if appropriate
- receive a membership star.

Senior Girl Scouts going into Adult Girl Scouts:

- receive the Bridge to Adults patch
- receive a membership star.

International or Thinking Day Ceremony

A ceremony to celebrate Thinking Day, to honor the World Association of Girl Guides and Girl Scouts, or to celebrate international friendship.

- Girls may receive the World Association pin.
- May include a donation to the Juliette Low World Friendship Fund.

Girl Scout's Own Ceremony

A quiet ceremony with a theme expressing feelings and ideals. Called a Girl Scout's Own Ceremony because it is planned by the girls and their leaders. It is not a religious service although it might have a spiritual theme.

- Theme
- Expression of ideals through words, poetry, music, simple drama, etc.
- It is traditional to walk in silence to and from the site of the ceremony.

Investiture, Rededication and Bridging Ceremonies

Especially during the fall, Girl Scouts rededicate themselves to the Girls Scout Promise and Law and invest new members into the organization. In the spring, many girls bridge to a new program level.

These ceremonies can be done in various ways; however, some elements should always be present:

- A girl or adult joining Girl Scouting for the first time should understand that she is subscribing to a code of ethics that she has thought about and believes in. She makes the Promise, receives the Girl Scout pin, and is welcomed into Girl Scouting.
- A girl or adult already invested in Girl Scouting rededicates herself to the Promise.
- A bridging ceremony should involve girls from both the bridging troop and the troop the girls will be bridging into whenever possible.
- The ceremony should be well planned so that everyone knows what to do and what to expect.
- Candles, daisies or other symbolic aids can be used in the ceremony to emphasize the various parts of the Promise and the Law.
- Inviting parents friends, troop sponsors and others can make the ceremony more meaningful.
- Because girls are officially members of GSUSA as soon as they register, you cannot deny a girl the opportunity to wear the Girl Scout pin. However, there is an old Girl Scout tradition – girls receive and wear their pins for the first time at an investiture – that you may want to use if you plan to invest your girls very early in the year.
- Another old Girl Scout tradition holds that pins, presented at an investiture, are pinned on upside down and are not turned upright until the wearer has done a good deed for someone else.

FLAG CEREMONIES

Flag Ceremonies

Flag ceremonies can and should be used frequently with your troop. These ceremonies help girls learn to care for and respect our flag while instilling values of patriotism.

Flag ceremonies can be as simple or elaborate as you want to make them. For the purposes of a troop, it is best to keep them simple until girls learn to do them properly. More elaborate elements can be added as girls become more comfortable and more skilled with the ceremony.

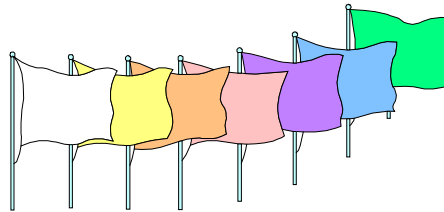
Girl Scout troops are frequently asked to perform flag ceremonies for school or community functions. These are good service opportunities for the troop, and they provide visibility for Girl Scout program in general. However, if your troop chooses to perform flag ceremonies, it is very important that the ceremonies be done properly. In the case of flag ceremonies, form is more important than content.

Whether performed indoors or outdoors, follow the same general guidelines for the care and presentation of the flag.

When possible, have girls participating in flag ceremony wear uniforms or red sashes.

All girls should learn the correct behavior during a ceremony: silence is observed, no fidgeting or giggling.

The council office has a fairly good supply of flags available for troop check-out. Try to get the best size for your troop. Larger flags show up better on a podium in front of a group, but small Brownies may have difficulty carrying the heavier flag poles correctly.



Standard Elements of Flag Ceremonies


FLAG BEARER: The person who carries the flag – one per flag when more than one flag is used. Hold the staff at a slight angle in front of the body, or hold the folded flag in front of the body at waist level. If not in uniform, the flag bearer may wear a red sash over the right shoulder tied on the left side at the waist in a square knot. The flag bearer stands silent and at attention throughout the ceremony and does not repeat the Pledge of Allegiance nor sing the National Anthem.

COLOR GUARDS: They guard the honor of the flag and watch to see that the flag does not touch the ground. They stand behind the flag bearer. Any number may be used, but two per flag is the traditional number. If not in uniform, the color guards may wear a red sash around the waist, tied on the left side in a square knot. The color guards stand silent and at attention throughout the ceremony and do not repeat the Pledge of Allegiance nor sing the National Anthem.

SCOUT-IN-CHARGE: The designated Girl Scout who “calls out” parts of the ceremony. She stands in front and to one side of the circle or at the front and to one side of the congregation.

SALUTE WHEN:

- * the moment the flag passes in front of you in a parade
- * when a flag is retreated in a parade
- * from the moment the flag starts to be lowered from a flagpole until the moment it is completely unattached.
- * when saying the Pledge of Allegiance and/or during the National Anthem
- * do not salute when other flags are presented.



Custom and Care of the American Flag

The National Flag should be raised and lowered (on a flagpole) by hand. Do not raise the flag while it is furled (folded). Unfurl, then hoist quickly to the top of the staff. Lower it slowly and with dignity. Place no objects over the flag.

When displayed on a platform, the flag on its staff should be placed at the speaker's right. If displayed in the body of the speaking hall, the flag should be at the congregation's right as it faces the speaker.

When displayed with another flag on crossed staffs, the US flag should be on the flag's own right and its staff should be in front of the staff of the other flag.

When carried in a procession with another flag, the Stars and Stripes should be either on the marching right, or, when there is a line of other flags, in the front of the center of that line.

When a number of flags of cities, states or societies (such as Girl Scout flags) are grouped and displayed together from staffs, the U.S. flag should be at the center or at the highest point of that grouping.

When flags from two or more nations are displayed, they should be flown from separate staffs of the same height, and the flags should be of the same size. International usage forbids the display of one nation above that of another nation in time of peace.

The flag should never be flown with the union (stars) down except as a signal of dire distress.

Do not use the flag as part of a costume or clothing. Do not embroider it upon cushions or handkerchiefs, nor print it upon paper napkins or boxes. Do not draw on or otherwise mark the flag. Do not use the flag as drapery, drawn back or in folds.

Do not use the flag for advertising purposes in any manner whatsoever.

Take every precaution to prevent the flag from becoming soiled or damaged. It should not be allowed to touch the ground or floor, nor to brush against objects.

When a flag has become soiled, torn or worn, it is to be destroyed by fire with dignity and solemnity and not thrown away.

The flag should be displayed between sunrise and sunset. If flown after sunset, the flag should be appropriately illuminated.

To salute the National flag, men place their right hand over their hearts, holding a cap or hat at the left shoulder if wearing one. Women will place their right hands over their hearts. Face the flag if one is being flown, otherwise face the music of the National Anthem. Hold your salute until the flag is out of sight or until the music of the National Anthem is finished.

The flag can be displayed on all days when weather permits. Special days that may be designated by display of the flag are:

New Year's Day – January 1

Inauguration Day – January 20

Lincoln's Birthday – February 12

Washington's Birthday – February 22

Easter Sunday – Variable

Mother's Day – second Sunday in May

Armed Forces Day – third Saturday in May

Memorial Day (half staff until noon) – May 30

Flag Day – June 14

Independence Day – July 4

Labor Day – first Monday in September

Constitution and Citizenship Day – September 17

Columbus Day – October 12

Veteran's Day – November 11

Thanksgiving Day – fourth Thursday in November

Christmas Day – December 25

Birthdays of States – dates of admission

State Holidays

Other days proclaimed by the President of the US

Taken from: "How to Respect and Display Our Flag," printed by the U. S. Marine Corp.

Calling and Directions for a Standard Flag Ceremony

ORAL DIRECTIONS:

(OPENING CEREMONY)

1. "Please stand for the Presentation of Colors."
2. "Girl Scouts, Attention."
3. "Color Guard, Attention."
4. "Color Guard, Advance."
5. "Color Guard, Post the Colors."
6. "Girl Scouts, the Flag of your Country.
Pledge Allegiance."
7. "Please join us in singing _____."
8. "We will now say the Girl Scout Promise."
9. "Color Guard, Retreat."
10. "Color Guard, Dismissed.
Girl Scouts, Dismissed."

(CLOSING CEREMONY)

Repeat directions #1-4 above.

5. "Please join us in singing, "Taps."
6. "Color Guard, Retire the Colors."

(Repeat directions 9 and 10 above)

EXPLANATION:

- Used before flag enters the room or before the flag enters the ceremonial circle.
- All stand at attention, tall and straight.
- Color Guard stand at attention.
- Color Guard advance to the flagpole, flag stand or podium.
- Color Guard post or raise the flag, or stand and face audience if flag will not be left in stand.
- Audience recites the Pledge of Allegiance.
- Optional
- Audience gives the Girl Scout sign and repeats the Promise.
- Color Guard retreat to original position.
- This is a traditional closing song for a flag ceremony, but others can be substituted.
- The flag is slowly lowered or removed from its stand. If the flag is removed from a flagpole, it should also be properly folded by the Color Guard.

Flag Ceremony I

For this activity you will need: box or bowl, cup of red confetti, cup of white confetti, cup of blue confetti, spoon.

Girl 1: We are going to fix for you a treat that is truly so grand. And make for you a recipe that's the greatest in the land.

Girl 2: First, we'll put in a heaping cup of red for courage true;


Girl 3: Then, we'll add for loyalty a dash of heavenly blue.

Girl 4: For purity, we will now sift in a layer of snowy white.

Girl 5: We will sprinkle in a pinch of stars to make it come out right.

Girls 6 & 7: We will stir and stir and they you will see, what we have made is *(pull flag from bowl)* Old Glory.

Girl 8: Our flag is the most beautiful in the world. Let us always be loyal to it. Please join us in saying the Pledge of Allegiance.



Flag Ceremony II

Scout-In-Charge: Color Guard, Attention.
Girl Scouts, Attention.
Color Guard, Advance.
Girl Scouts, the flag of your country, pledge allegiance.

All: Say the Pledge of Allegiance

Scout-In-Charge: *(assign a person to read)* "Our Flag."

Reader: A flag is a symbol of hope, faith and trust.
The nations seek freedom, have freedom they must.
All men are brothers, helping all others.
Kindness and justice join hands for world peace.
The flag of our country! With love tried and true
We'll serve it forever, the red, white and blue.
All men are brothers, helping all others.
Kindness and justice join hands for world peace.

Scout-In-Charge: Color Guard, Post the Colors.
Color Guard, Retreat.
Color Guard, Dismissed.
Girl Scouts, Dismissed.

Flashlight Flag Ceremony

Color Guard advance with flag and post Colors. Lights are turned out so that room is in total darkness. Color Guard turns on flashlights and shines them directly on the flag.

Narrator: What you see here represents the past, present and future. The stripes of Old Glory stand for the original thirteen colonies. The stars represent the present states. The light and warmth of the four lights remind us of the great four freedoms: freedom from fear, freedom from want, freedom of speech and freedom of religion. Eliminate any one of these freedoms and our world would become darker and colder.

(Narrator calls out the four freedoms slowly. As each is called, a flashlight is turned off until the room is again in total darkness.)

In this world of potential cold and darkness stands the United States of America. Here the Four Freedoms do exist and are an example of warmth and light for all.

(All flashlights turned back onto flag.)

Will you please join us in a salute to our flag.

Flag Retirement Ceremony

This is a very solemn ceremony and should be done with the utmost respect for the retiring of a flag of our country. Before the ceremony begins, make sure you have a ceremonial fire large enough to burn the flag thoroughly, but not so large as to “take away” from the ceremony itself. Lower the flag very slowly from the flagpole, or carefully and slowly unfold it. Tear off the stripes one at a time as the appropriate statement is read, then place each stripe into the fire. The field of blue will be placed on the fire last. This ceremony should not be rushed.

- Scout-In-Charge: Our flag has been used so much that it is no longer a fitting emblem to display, so we are respectfully burning it.
- Girl 1: *(Cuts one stripe from the flag)* The 13 stripes stand for the original 13 colonies. *(Places stripe into the fire)*
- Girl 2: *(Cuts tripe form the flag)* The white stands for purity. *(Places stripe into the fire)*
- Girl 3: *(Cuts one stripe from the flag)* The red stands for courage. *(Places stripe into the fire)*
- Girl 4: *(Cuts one stripe from the flag)* Give me liberty or give me death. *(Places stripe into the fire)*
- Girl 5: *(Cuts one stripe from the flag)* One if by land, two if by sea. *(Places stripe into the fire)*
- Girl 6: *(Cuts one stripe from the flag.)* We the people of the United States, in order to form a more perfect union, establish justice, insure domestic tranquility, provide for the common defense, promote the general welfare, and secure the blessings of liberty to ourselves and our posterity, do ordain and establish this Constitution of the United States of America. *(Places stripe into fire)*
- Girl #7: *(Cuts one stripe from the flag)* We hold these truths to be self evident that all men are created equal. They are endowed by their Creator with certain inalienable rights. Among these are life, liberty and the pursuit of happiness. *(Places stripe into the fire)*
- Girl #8: *(Cuts one stripe from the flag)* Congress shall make no law restricting the establishment of religion or prohibiting the free exercise thereof. *(Places stripe into the fire)*
- Girl #9: *(Cuts on stripe from the flag)* Congress shall make no law abridging the freedom of speech or press. *(Places stripe into the fire)*
- Girl #10: *(Cuts one stripe from the flag)* Four score and seven years ago, our fathers brought forth to this continent a new nation. *(Places stripe into the fire)*
- Girl #11: *(Cuts one stripe from the flag)* The right of citizens of the United States to vote shall not be denied or abridged by the United States or by any state on account of sex. *(Places stripe into the fire)*
- Girl #12: *(Cuts one stripe from the flag)* Ask not what your country can do for you, but what you can do for your country. *(Places stripe into the fire)*
- Girl #13: *(Cuts last stripe from the flag)* One small step for man, one giant leap for mankind. *(Places stripe into the fire)*

Girl #14: Each state is represented by a star on a field of blue, which signifies a new constellation being formed. As we place it in the fire, let it burn brightly and remind us how truly our flag represents our country. (*Places field into the fire*)

Scout-In-Charge: Will you please join us in saying the Pledge of Allegiance.
Will you please join us in singing the National Anthem.
Will you please join us in singing, "Taps."

Someone must remain with the fire and the flag until it is completely burned and the ashes are cooled. (This takes longer if the flag is fire-resistant nylon.) Nothing else should be added to the ceremonial fire. Once the ashes are cooled, a hole is dug and the ashes of the fire are placed carefully into the hole, which is then refilled. The flag grommets may be buried with the ashes or given to someone as a gesture of appreciation or respect. If the grommets are given away, it should be announced at the beginning of the ceremony who they will be given to and why.

An American Flag retirement ceremony for group campfires (This ceremony was written to perform at a campout that included Daisies)

*Girl Scouts stand in single line on one side of fire. **CALLER** stands at rear of fire facing audience, asks audience to stand.*

***COLOR GUARD** (3 scouts minimum) will approach fire from rear of audience with the box containing the flag pieces, walk past line of Scouts, then stop at rear of fire facing audience.*

***COLOR GUARD** stands at attention, holding the box while **CALLER** reads.*

CALLER: "I am your Flag. I appear in many places. I have taken many forms and been called many names. I was authorized by congress in 1818 in the form you see now and have remained unchanged except to add a new star each July 4th after a new state joined the union until I reached my present number of 50."

"I am more than just red, white and blue cloth shaped into a design. I am a silent sentinel of freedom. People of every country in the world know me on sight. Many countries love me as you do. Other countries look at me with contempt because they don't allow the freedom of Democracy that I represent—but country looks on me with respect. I am strong and the people of America have made me strong. My strength comes from your willingness to give help to those who are in need. You strive for world peace yet stand ready to fight oppression. You send resources and offer technology to less fortunate countries so they may strive to become self-sufficient. You feed starving children. You offer a home to anyone who will pledge allegiance to me."

"Your sons gather beneath me to offer their lives on the battlefields, to preserve the Liberty I represent. That's why I love the American people. That's why I have flown so proudly."

"Scouts and their families are some of my favorite people. I listen to your patriotic songs. I'm there at your flag ceremonies and I appreciate the tender care you give me. I feel the love when you say your pledge. I notice that your hand covers your heart when I am on parade. How smartly you salute as I pass by and I ripple with pleasure when I see it."

"Now I am tired and it's time for me to rest in the Sacred Flames of your campfire. My colors are faded and my cloth is tattered but my spirit remains unbroken. To set my spirit loose, first remove the blue field away from my stripes."

CALLER: "Girl Scouts, Attention."

"No disrespect should be shown to the flag of the United State of America; The Flag, when it is in such condition that it is no longer a fitting emblem for display, should be destroyed in a dignified way, preferably by burning."

I invite each of you to take a piece of cloth from the box being passed around, holding it gently and respectfully.

***COLOR GUARD** steps forward in silence, displaying the box to the group. As the **CALLER** begins to read, **COLOR GUARD** begins passing the box.*

I AM YOUR FLAG

I was born on June 14, 1777

I am more than cloth shaped into a design.

I am the refuge of the world's oppressed people.

I am the silent sentinel of Freedom.

I am the emblem of the greatest sovereign nation on earth.

I am the inspiration for which American Patriots gave their lives and fortunes.

I have led your sons in to battle from Valley Forge to the blistering desert of the Arabian Peninsula.

I walked in silence with each of your honored dead to their final resting place beneath the silent white crosses, row upon row.

I have flown through peace and war, strife and prosperity, and amidst it all I have been respected.

"Old Glory" is my nickname; proudly I wave on high. Honor me. Respect me. Defend me with your lives and fortunes. Never let my enemies tear me down from my lofty position lest I never return. Keep alight the fires of patriotism, strive earnestly for the spirit of democracy. Worship Eternal God and keep his commandments, and I shall remain the symbol of peace, and of freedom for all people.

FOR I AM YOUR FLAG!

(Stop here until the colors are passed out. Then continue:)

Those of you who have a white piece please come forward and place it in the fire ring. *(after about half of white pieces have been added, read below)*

The white represents purity that is in all our hearts it represents the honor deep inside our soul.

Those of you who have a red piece please come forward and place your piece in the fire ring. *(after about half of red pieces have been added, read below)*

The red stands for the men and women in the armed forces who have served or died to keep freedom alive. It also stands for those on our soil who have died to protect the rights of others.

*(Once everyone who had a red piece is done have 2 **COLOR GUARD** come forward with blue field and kneel on opposite sides of the fire ring. Then read the following.)*

The blue stands for valor and courage that binds our fifty states together. The blue field is indicative of God's heaven under which it flies.

*Have the **COLOR GUARD** kiss the blue field, unfold it slowly, and place it on top of the red & white pieces.)*

Our Flag is more than colored cloth shaped into a design, it represents us, you and I.

*Have **COLOR GUARD** light the corners of the blue field as **CALLER** begins to read...*

"Now I am just a memory, but if there is a tear in your eye or a lump in your throat; if you felt a shiver in your spine as you watched me burn, then I will be back the next time you need me and my colors will be fresh and bright and my edges won't be ragged anymore. When I climb to the top of the flagpole, I'll wave at you and remember the love and respect that you have showed me here tonight."

INVESTITURE
AND
REDEDICATION

Brownie Investiture Ceremony I

All sing: “Girl Scouts Together” (from book *Sing Together*, pg. 34)

Leader says: Will all newly registered girls and adults please come up and form a horseshoe.
(*around the table*).

These three candles each represent part of the Girl Scout Promise.

The first candle shall shine as a symbol that Girl Scouts are true to God and their country (*light the center candle*).

May the light of the second candle shine as a symbol that a Girl Scout’s greatest desire is to serve (*light another candle*).

May the third candle shine as a symbol that Girl Scouts are true to their ideals as interpreted by the Girl Scout Law (*light the last candle*).

All Together: Repeat Girl Scout Promise

Sing, “When’er You Make A Promise” (from the book *Sing Together* p. 25)

Leader pins all new members and welcomes with the Girl Scout handshake.

Brownie Investiture Ceremony II

Brownie Girl Scouts to be are sent outside with the assistant leader. The rest of the troop helps construct the “pond” (a mirror on the floor edged with ivy). The Brownie Girl Scout pins are placed on the pond. The older Brownie Girl Scouts sit around the pond.

Leader 1: *The leader with the Brownies-to-be knocks on the door.*

Leader 2: **(Standing at the pond) “Who comes to the Brownie woods?”**

Leader 1: *The Brownies-to-be answer, “We do, we do.”*

Leader 2: **“What do you want?”**

Leader 1: *(The girls reply) “We want to be Brownies.” (The girls enter and sit by the pond.)*

At this point, you may have a simple dramatization of the Brownie story, or the leader may read the Brownie story.

The first new Brownie walks up to the leader beside the pond.

Leader 1: *(The leader turns her around while the girl says), “Twist me and turn me and show me the elf. I looked in the water and saw – myself.”*
 The girl looks into the magic pond and sees the Brownie Girl Scout looking up.

Leader 2: *She picks up her pin and gives it to her leader to pin on her.*

The new Brownie gives the Girl Scout sign and handshake. She goes back to the circle and gives the Girl Scout sign and handshake to all other girls before taking her seat at the pond again.

When the new Brownie gets to her place in the ring, she is given two strips of construction paper. She makes two loops of a Brownie chain.

Repeat the process with each new Brownie. At the end, the chain is hooked together.

Sing, “The Brownie Smile Song.”

Brownie Investiture Ceremony IV

A NEW BATCH OF BROWNIES:

Get a large appliance box and decorate it to look like a stove/oven. Cut out a door that will open. You'll also need mixing bowls, spoons, measuring cups, flour sifter, timer with bell, and typed scripts for the girls to follow. Also have a table for the girls to stand behind while cooking. There are 15 speaking parts, but girls could say more than one line if the troop is smaller. Amend the script to suit your troop.

#1: Since our Brownie friends flew up to Juniors last spring we have empty spaces in our Brownie Ring.

#2: Yes, what can we do about it?

#3: I know! Let's make some new Brownies!

#4: We can look in our handbook for the recipe.



#5: Here it is! To make Brownies we must mix 2 basic ingredients: Promise and Law.

#6: In a large bowl, cream together 1 cup of a promise to serve God, country and humankind.

#7: To this mixture, add 2 cups of honesty and 4 tablespoons of cheerfulness. Mix together until well blended.

#8: Stir in 1 cup of thoughtfulness.

#9: Beat together ½ cup of fairness and ½ cup helpfulness and add to the mixture.

#10: Sprinkle over the mixture 2 tablespoons of sisterhood of Girl Scouting and mix well.

#11: Add one cup of respect for authority and 1 cup of respect for self and others. Stir until well blended.

#12: Sift together ½ cup of wise use of resources and 6 tablespoons of a promise to protect and improve the world. Stir into mixture.

#13: In a prepared pan, spread the batter evenly (*quickly put pan in oven*). Bake at a moderate temperature until done.

#14: (*rings bell*) They're done! (*open door – girls start to crawl out of oven*)

Look! WE HAVE A NEW BATCH OF BROWNIES!

Brownie Fly-Up Ceremony I

We recommend using daisy flowers for this ceremony, but other flowers or candles could be substituted. Each Brownie will take a flower from the vase or light a candle as she says her part.

Open the ceremony with a flag ceremony and sing, "America the Beautiful."

Junior 1: These flowers represent the spirit of Girl Scouting.

All: I will do my best.

Brownie 1: To be honest and fair

Junior 2: This means that we can be counted on to live up to our Promise and to be fair to our troop, our leader, our homes, our school, our community and our friends.

Brownie 2: To be friendly and helpful.

Junior 3: This means that you will be friendly and polite and consider others even when you feel cross and tired.

Brownie 3: To be considerate and caring

Junior 4: A Girl Scout is ready and willing to help others.

Brownie 4: To be courageous and strong.

Junior 5: A Girl Scout will try to do things to the best of her ability.

Brownie 5: To be responsible for what I say and do

Junior 6: Know what I say and own up to the consequences of my words and actions.

Brownie 6: To show respect for myself and others

Junior 7: This important part means that you will show concern for your own development as well as for the well-being of others.

Brownie 7: To respect authority

Junior 8: When a Girl Scout respects authority, she will be responsive to those in authority by being cooperative and following directions.

Brownie 8: To use resources wisely

Junior 9: This means you will not waste your time, skills, ability, natural resources or the work of others.

Brownie 9: To make the world a better place

Junior 10: Girl Scouts will help the world become a better place in which to live.

Brownie 10: To be a sister to every Girl Scout

Junior 11: Being a sister means that you are friends with Girl Scouts all over the world.

All: *(Recite the Girl Scout Promise.)*

Junior Girl Scouts then pin the wings on the "flying-up" Brownie Girl Scouts and give the Girl Scout sign and handshake. All girls form a Friendship Circle and sing a song.

Brownie Fly-Up Ceremony II

Have a “bridge” of some sort – crepe paper streamers, stepping stones of cardboard, an archway covered with paper flowers, or a real bridge in the outdoors. The Junior Girl Scout troop should stand on one side of the bridge, the Brownie Girl Scout troop should stand on the other side.

Brownie Leader: Since this is the last time that you will be together as Brownie Girl Scouts, I would like for you to sing “The Brownie Smile Song.”

All Brownies: Sing “*The Brownie Smile Song.*”

Brownie Leader: The time has come for you to take wings and fly-up to Junior Girl Scouts. I have enjoyed having you in my troop for the past years. We have had much fun together, learning new songs and games, going on hikes, *(whatever is appropriate here)*. I hope that when you think of your years together you will remember them with much pleasure. I would like for each flying-up Brownie to tell what she has enjoyed most about being a Brownie.

(Each Brownie “Fly-Up” tells what she enjoyed most.)

Brownie Leader: Since you have been a registered Brownie Girl Scout, you are entitled to wear the Brownie Wings on the sash of your Junior uniform. It gives me great pleasure to present them to you. I hope you wear them proudly. *(Leader presents wings to each “Fly-Up.”)*

All Brownies: *(As each “Fly-Up” gets her wings)* Now it’s time to say goodbye, break the ring and out you fly.

(“Fly-Ups” break out of the Brownie Circle to cross the bridge. Each one is met on the bridge by a Junior Girl Scout who takes her to the circle of the new Girl Scout Junior troop.)

Junior Leader: As Junior Girl Scouts, you will continue to try your best to live by the Girl Scout Law. It should be a daily reminder of how you should act at home, at school, in your community, and wherever you are. This Law is an important part of the Promise, which you will now say.

(As the Junior Girl Scout leader calls each “Fly-Up,” the girl steps forward and says the Promise. The Junior leader pins her with the Junior Girl Scout pin and gives her the Girl Scout handshake.)

All Girls: Sing “*Whene’er You Make A Promise.*”

About Girl Scouting Ceremony

Each girl lights a candle as she says her part.

Girl 1: On my honor, I will try. It is a big promise to live up to, and the first words mean that I will do my very best.

Girl 2: To serve God and my country. I will honor God and will be faithful to my own religion. I will be a good citizen of my country.

Girl 3: To help people at all times. I will be ready and willing to help others anytime I am needed.

Girl 4: And to live by the Girl Scout Law. I will try every day to make it a part of my life.

All: *Sing, "When'er You Make a Promise."*

Girl 5: I will do my best to be honest. When we say we will do something, we do it. When we make a promise, we keep it and people trust us.

Girl 6: To be fair. We treat others as we would like them to treat us.

Girl 7: To be considerate. We make ourselves useful, not only at home and among our friends, but wherever we see chances to help.

Girl 8: To be caring. A smile can brighten the day for everyone and makes work easier. A smile is easy to give and nice to see on others.

Girl 9: To be courageous and strong. To have the courage to try new things and the strength to see them through or do it right. We are thoughtful of the rights and feelings of others.

Girl 10: To show respect for myself and others. We have to like ourselves before we can like others. Our words and our actions reflect who we are.

Girl 11: To respect authority. Rules are made to protect people and their rights. We follow orders quickly, without arguing.

Girl 12: To use resources wisely. Our natural resources won't last forever. We will work to conserve them.

Girl 13: To make the world a better place. We protect all living creatures. We try to make our environment better for ourselves and others.

Girl 14: To be a sister to every Girl Scout. Girl Scouts have friends all over the world and we share the same Promise and Law.

All: *Sing, "On My Honor."*

Girl 15: Be Prepared. This is the Girl Scout motto. Girl Scouts learn to do things so they are ready for bigger and better adventures; so they are ready to help.

Girl 16: Do a Good Turn Daily because it is the Girl Scout slogan. Good turns are kind things you do without being asked. You do not receive a reward, but you feel good inside.

Girl 17: The Girl Scout Pin. This pin has the shape of a trefoil. "Trefoil" means three leaves. The leaves of the pin stand for the three parts of the Girl Scout Promise.

Girl 18: The Girl Scout Uniform. The uniform shows everyone we belong to Girl Scouts of the USA. We take pride in wearing it and we are expected to live up to the standards of Girl Scouting while we are wearing it.

Girl 19: The World Association of Girl Guides and Girl Scouts. This association binds together Girl Scouts from many countries, and we each gain a little by learning how other people live and honor their Girl Scout heritage.

Girl 20: As each candle adds more brightness to our ceremony, so each good deed, each promise fulfilled, each daily giving brightens the life of each Girl Scout and makes her a person we are all proud to know.

All: *Sing, "Rise Up, O Flame."*

Candlelight Investiture I

Thirteen candles are placed on the table – in the center, 5 on each side. The troop stands in a horseshoe formation around the table. The leader begins the ceremony by talking about the meaning of an investiture. When she finishes her explanation and candle lighting, the girls give an interpretation of the Girl Scout Law.

Leader: These three candles represent the Girl Scout Promise. This candle that I light shall shine as a symbol that Girl Scouts are true to God and their country (*light the first candle*). And may the light of the second candle shine as a symbol that a Girl Scout's greatest desire is to serve (*Light the second candle*). And may the light of the third candle shine as a symbol that Girl Scouts are true to their ideals as interpreted by the Girl Scout Law (*light the third candle*). The trefoil, which is the Girl Scout emblem, lies before you. We will light before it ten candles that represent the Girl Scout Law.

All: A Girl Scout tries her best to be honest.

Girl 1: (*Light a candle.*) Trust and honor shining bright, like a flame can split the night.

All: A Girl Scout tries her best to be fair.

Girl 2: (*Light a candle.*) Fairness – what love lies here, bright as a smile and soft as a tear.

All: A Girl Scout tries her best to be responsible for what she says and does.

Girl 3: (*Light a candle.*) God has made us in His image. For His sake then, we must show ourselves worthy of His everlasting trust.

All: A Girl Scout tries her best to be considerate and caring.

Girl 4: (*Light a candle.*) A hand held closed has nothing to bring, but open and giving is a God-blessed thing.

All: A Girl Scout tries her best to be courageous and strong.

Girl 5: (*Light a candle.*) Smiles and laughter can make a burden light. Even when things don't seem right..

All: A Girl Scout tries her best to respect herself and others.

Girl 6: (*Light a candle.*) One kindness is small, but the magic it sends turns one into two and the chain never ends.

All: A Girl Scout tries her best to respect authority.

Girl 7: (*Light a candle.*) To respect authority can be hard, but this is a need you must follow that you might learn to lead.

All: A Girl Scout tries her best to use resources wisely.

Girl 8: (*Light a candle.*) So much is given each of us as we go on our way. We must learn to spend life wisely lest we waste one precious day.

All: A Girl Scout tries her best to make the world a better place.

Girl 9: (*Light a candle.*) Love for all things is one of heaven's keys, for His care is given freely to the least of these.

All: A Girl Scout tries her best to be a sister to every Girl Scout.

Girl 10: (*Light a candle.*) When hearts seek hearts and hands seek hands, oceans are bridged and love links lands.

All: (*Repeat the Girl Scout Promise.*) Sing, "When'er You Make a Promise" or "On My Honor."

Present pins.

Candlelight Investiture II

Eleven candles are placed on the table – one in the center with five on each side.

All: *(Repeat the Girl Scout Promise)*

Leader: *(Light the center candle)* Juliette Gordon Low knew well that time flies swiftly. Today is soon tomorrow, and all our tomorrows lie in the hands of youth. Her gift to youth was Girl Scouting, and her dream, a tree of fellowship grown from a tiny seed. She knew the seed would ripen. The tree grew, nourished by faith, watered by service, tended by love.

Girl 1: *(Light a candle)* This candle is for the founder of Girl Scouting in the United States, Juliette Gordon Low.

Girl 2: *(Light a candle)* We watch the glowing flame with grateful thoughts of Girl Scouts here and abroad who have put their friendship to a special test and found it to be true.

Girl 3: *(Light a candle)* This candle is for the founder of all Guiding and Scouting, Lord Baden-Powell.

Girl 4: *(Light a candle)* We light the candles of friendship. These are the symbols of our pledge as Girl Scouts of friendship to all the world, and a special friendship for Girl Scouts everywhere.

Girl 5: *(Light a candle)* This candle is for all Girl Scouts and Girl Guides wherever they may be

Girl 6: *(Light a candle)* This candle is for service to our country.

Girl 7: *(Light a candle)* This candle is for the hope of peace in every land.

Girl 8: *(Light a candle)* This candle says, “Good luck to all who are away from home.”

Girl 9: *(Light a candle)* This candle is for the Girl Scout Law.

Girl 10: *(Light a candle)* This candle is for the promise we make as Girl Scouts.

Leader: *(Pins each girl and gives the Girl Scout handshake. Then, extinguish all but the center candle)* We quench the flame of our candles but the flame of friendship still glows in our hearts. May we always be true and helpful friends to each other and to all mankind.

All: *(Sing a closing song.)* Extinguish the last candle.

Candlelight Investiture III

Thirteen candles are placed on the table.

Leader 1: We are about to receive into the Girl Scout sisterhood the girls who are ready to become Girl Scouts. The investiture ceremony is their first great international bond, for it is by this same Promise that girls all over the world become affiliated with the worldwide movement of Girl Guides and Girl Scouts.

Leader 2: The Promise is in three parts. That is why our pin is in the shape of a trefoil. The first part is about duty to God and country (light first candle), the second part is about service to others (light second candle), and the third part concerns our dedication to living by the Girl Scout Law (light third candle).

At this point in the ceremony, ten girls come forward to say one part of the Law. Each girl lights one candle from the center candle as she says her part.

Leader 1: Every great movement has a code of behavior. The Girl Scout code is embodied in the Promise and Law.

At this time, all girls being invested come forward. Each in turn says, "My name is _____, and I wish to become a Girl Scout."

Leader 2: *(Recites the Girl Scout Promise with each girl, then pins each girl and gives the Girl Scout handshake.)* This pin tells everyone that you are a Girl Scout. I know you will wear it proudly.

All: Sing, "When'er You Make a Promise" or "On My Honor"

Ceremony of the Promise

Have on hand one large trefoil cut into three pieces.

All: Sing, "When'er You Make a Promise."

Girl 1: People of every age and of every culture have felt the need to develop rules to live by. In organizations like ours, we have found it wise to have a simple code of living. In many aspects of life, a promise plays an important part. Many lodges, societies, clubs and professions include a promise to uphold the ideals of the organization.

Girl 2: Promises made and broken have been responsible for much unhappiness in the world. Solemnly and sincerely making a promise or a pledge can be the beginning of understanding and responsibility.

Girl 3: The Girl Scout Promise: On my honor, I will try to serve God and my country, to help people at all times, and to live by the Girl Scout Law.

Girl 4: The Pledge to the United States Flag: I pledge allegiance to the flag of the United States of America; and to the republic for which it stands – one nation under God indivisible, with liberty and justice for all.

Girl 5: The Nightingale Pledge: I solemnly pledge myself before God and in the presence of this assembly, to pass my life in purity and to practice my profession faithfully. I will abstain from whatever is deleterious and will not take or knowingly administer a harmful drug. I will do all in my power to maintain and elevate the standard of my profession and will hold in confidence all personal matters committed to my keeping and all family affairs coming to my knowledge in the practice of my profession. With loyalty, I will endeavor to aid the physician in his work and devote myself to the welfare of those committed to my care.

Girl 6: The Naturalization Oath: I hereby declare, on oath, that I absolutely and entirely renounce and abjure all allegiance and fidelity to any foreign prince, potentate, state or sovereignty of whom or for which before I was a citizen or subject; that I will support and defend the Constitution and Laws of the United States of America against all enemies, foreign and domestic, that I will bear true and faithful allegiance to the same, and that I take this obligation freely without any mental reservation or purpose of evasion, so help me God.

Girl 7: The Girl Scout Promise is divided into three parts. On my honor, I will try to serve God and my country (*Put up one of the three parts of the trefoil*).

Girl 8: On my honor, I will try...to help people at all times. (*Put up second part of trefoil*).

Girl 9: On my honor, I will try...to live by the Girl Scout Law. (*Put up third part of trefoil*).

Girl 10: The trefoil is a symbol of Girl Scouting around the world. It is a testament of the purpose of Girl Scouting. One part of the trefoil is incomplete without the other parts and has little meaning. Let us strive to keep strong the code of Girl Scouting.

All: Sing, "When'er You Make a Promise."

Daisy Basket Ceremony

Each girl participating in the ceremony holds one or more daisy flowers that she will put in a basket or vase on the ceremonial table as she says her part.

Leader: I am the Spirit of Girl Scouting. I come to you, Girl Scouts, to show you down the path of Girl Scouting. My daisies brighten the way for you – for all will look to you and know you by your ways.

Girl 1: I am the first part of the Promise. I give my pledge to all who are here.

All: On my honor, I will try to serve God and my country;

Girl 2: I am the second part of the Promise. I will follow the path laid out before me.

All: To help people at all times.

Girl 3: I am the third part of the Promise. I will follow the path laid out before me.

All: And to live by the Girl Scout Law.

Leader: I take your pledge and I will use it to help my garden blossom. Come forth. Tell me what it is that you do as you walk down my path.

Girl 4: I am honor, and I give my promise for all to hear.

All: I will do my best to be honest.

Girl 5: I am justice...to all those around me.

All: I will do my best to be fair.

Girl 6: I am useful...to my friends and family and to all who need my help.

All: I will do my best to be considerate and caring.

Girl 7: I am strong...in everything I do or try.

All: I will do my best to be courageous and strong.

Girl 8: I am understanding...to all I meet every day.

All: I will do my best to be responsible for what I say and do.

Girl 9: I am purity. I shine inside and out for the whole world to see.

All: I will do my best to show respect for myself and others through my words and actions.

Girl 10: I am respectful...to my parents, leaders, teachers and those who have responsibility for my care.

All: I will do my best to respect authority.

Girl 11: I am conservation-minded. I treat the resources of the earth with all the care I can.

All: I will do my best to use resources wisely.

Girl 12: I am protective...of the creatures and resources in my environment.

All: I will do my best to make the world a better place.

Girl 13: I am loyalty...to my sisters in Scouting.

All: I will do my best to be a sister to every Girl Scout.

Leader: Then by this creed shall you indeed all live. This oath you follow will lead you to happiness and rich and fulfilled lives as you grow older. Take your Promise and Law and make them part of your everyday lives.

All: Spirit, thank you for showing us the way.

Sing a closing song.

"We Believe" Ceremony

Opening with presentation of colors.

All: We believe

Girl 1: In the sacredness of the Promise, a Girl's word accepted without doubt. That character, not power nor position, is of extreme importance.

All: We believe

Girl 2: That a dedication to the rendering of service is the common duty of mankind. That only in the fire of unselfish sacrifice is selfishness consumed.

All: We believe

Girl 3: That every right implies responsibility, every opportunity an obligation.

All: We believe

Girl 4: That keeping physically fit and mentally alert develops a keen sense of responsibility for one's self and a concern for others.

All: We believe

Girl 5: That in helping other people we will help ourselves.

All: Together we rededicate ourselves to the Girl Scout Promise. (All repeat the Promise.)

Sing, "When'er You Make a Promise."

Closing with the retirement of colors.

Ceremony of the Contemporary Girl Scout Pin

A large replica of the Contemporary Girl Scout pin should be displayed so that everyone can see it. If you wish, candles may be lighted or some other symbolic gesture may be made as each girl says her part.

Girl 1: Our pin is symbolic of our fundamental beliefs. Beliefs which have not changed since our beginning. Beliefs that help each girl attain the highest development of which she is capable. This pin is a trefoil, meaning three-fold, and reminds us of the three parts of our Promise.

All: On my honor, I will try to serve God and my country...

Girl 2: We learn to find God in nature, to recognize spiritual values as more important than material ones, to seek out the beautiful, and to see God in other people. Girl Scouts learn devotion to and pride in their country.

All: On my honor, I will try to help people at all times...

Girl 3: In her consideration for others, a Girl Scout learns to give generous and selfless service. She comes to realize that service to others is an expression of dedication to fellow man.

All: On my honor, I will try to live by the Girl Scout Law.

Girl 4: The Girl Scout Law is a guide for daily living. Think about the people you admire. What makes you admire them? Friendliness, dependability and enthusiasm to serve. These are the qualities the Girl Scout Law helps us to attain.

Girl 5: Girl Scouting changes with the times; it changes with the needs and interests of girls. We want the public to see what we are. Our pin represents the faces of Girl Scouting.

All: We are contemporary.

Girl 6: Girl Scouting offers informal education to help prepare us for living in a world of fast-changing needs and resources.

All: We are pluralistic.

Girl 7: Girl Scouting is available to all girls. We must commit ourselves to a goal of racial, cultural and socioeconomic diversity, and we must appreciate and respect that diversity.

All: We are independent.

Girl 8: Through the concepts of volunteerism, Girl Scouting will help us grow and develop values and achieve our full potential.

All: *Sing, "Girl Scouts Together" and "Taps."*

Ceremony of the Traditional Girl Scout Pin

A large replica of the traditional Girl Scout pin should be displayed so that everyone can see it. If you wish, candles may be lighted or some other symbolic gesture may be made as each girl says her part.

- Girl 1: Our pin is symbolic of our fundamental beliefs. Beliefs which have not changed since our beginning. Beliefs which help each girl attain the highest development of which she is capable. This pin is in the shape of a trefoil, meaning three-fold, and reminds us of the three parts of the Girl Scout Promise.
- All: On my honor, I will try to serve God and my country...
- Girl 2: We learn to find God in nature, to recognize spiritual values as more important than material ones, to seek out the beautiful, and to see God in other people. Girl Scouts learn devotion to and pride in their country.
- All: On my honor, I will try to help people at all times...
- Girl 3: In her consideration for others, a Girl Scout learns to give generous and selfless service. She comes to realize that service to others is an expression of dedication to fellow man.
- All: On my honor, I will try to live by the Girl Scout Law.
- Girl 4: The Girl Scout Law is a guide for daily living. Tying together all parts of the Promise and serving as its foundation is the fact that we pledge on our honor to try. When we are discouraged, when we have made mistakes, our Promise reminds us that the best we can do is to keep trying with sincere effort.
- All: *Sing, "When'er You Make a Promise."*
- Girl 5: The eagle is a bird of great endurance and strength. It is used in the design of the Great Seal of the United States to represent the power and strength of congress. We wear it on our pin because we are chartered by the Congress of the United States.
- Girl 6: The shield represents protection. In the design of the Great Seal of the United States, it rests only on the eagle to show that we are a self-sufficient government. in Girl Scouting is to become self-reliant citizens.
- Girl 7: In the right talon of the eagle is an olive branch representing peace. To show that we are a peace-loving nation, the eagle's head faces the olive branch. Similarly, Girl Scouting is a peace-loving Movement.
- Girl 8: The arrows show preparedness to fight for our ideals. As Girl Scouts, we prepare ourselves to cope with every situation and emergency that we may confront.
- Girl 9: On the scroll are the words, "E Pluribus Unum," meaning one from many. There are many states, but one nation. In the United States, there are over three million Girl Scouts. Each one is an individual personality, each one has her own place. But we are working in one organization toward one goal and to the ideals we have in common.

Girl 10: The G.S. on the pin stands for Girl Scouts. It means many different things to many different people. Each one of us has to decide what it means to us – new friends, things we have learned, experiences we may not otherwise have had.

Girl 11: There is a destiny that makes us sisters
None goes her way alone.
All that we send into the lives of others
Comes back into our own.

All: *Sing, "Girl Scouts Together."*

Adult/Leader Investiture

Open with the Promise and the lighting of three white candles:

On my honor, I will try
To serve God and my country (*light the candle to the left*)
To help people at all times (*light the middle candle*)
And to live by the Girl Scout Law (*light the third candle*)

The three who lit the promise candles will now light the single large candle. Those reading the parts of the law and lighting the remaining candles will use this candle.

THE GIRL SCOUT LAW: (*Read the bold typed words, light the candle, read the statement.*)

I will do my best to be:

Honest and fair (#1)

The purple ribbon on this candle represents a Girl Scout's sense of honesty and fairness. A Girl Scout works honestly and keeps her promise. She is fair in all she does and to those she meets.

Friendly and helpful (#2)

The blue ribbon on this candle represents a Girl Scout's sense of fellowship and assistance. A Girl Scout always lends a helping hand with a smile and caring heart.

Considerate and caring (#3)

The orange ribbon on this candle represents a Girl Scout's sense of kindness and warmth. A Girl Scout works well with others and looks out for the well being of others.

Courageous and strong (#4)

The red ribbon on this candle represents a Girl Scout's sense of adventure and independence. A Girl Scout attempts new tasks and braves new endeavors. She is confident and self-assured in her actions.

Responsible for what I say and do (#5)

The gold ribbon on this candle represents a Girl Scout's sense of ownership and pride in her work. She readily admits her strengths and weaknesses and is aware of the consequences of her actions. A Girl Scout is up front with her intentions.

And to respect myself and others (#6)

The white ribbon on this candle represents a Girl Scout's sense of integrity. A Girl Scout directs her thoughts and deeds to encompass her own beliefs and to be sensitive to and respectful of the beliefs of those around her.

Respect authority (#7)

The yellow ribbon on this candle represents a Girl Scout's sense of regard for another's position. A Girl Scout understands the importance of having a leader of a group to make final decisions. She works with that leader to make the best decisions for the good of the group.

Use resources wisely (#8)

The green ribbon on this candle represents a Girl Scout's sense of being careful with resources. She uses her materials, money, time and energy wisely. A Girl Scout does not waste the earth's resources.

Make the world a better place (#9)

The brown ribbon on this candle represents a Girl Scout's sense of improvement. A Girl Scout strives to be clean, conserve, and enrich the world around her. She believes it is important to leave a place better than she found it.

Be a sister to every Girl Scout (#10)

The silver ribbon on this candle represents a Girl Scout's loyalty to sisters all over the world. A Girl Scout is always ready to accept more friends into her ever-widening circle. She treats all of her sisters with kindness, acceptance and warmth.

Adult Volunteer Dedication or Rededication

As we dedicate or rededicate ourselves as adult volunteers of Girl Scouts of Ouachita Council, each of us needs to set a goal we would like to accomplish during the upcoming year.

Each of us will come forth and receive a candle. Each will say, "As a volunteer, I will promise... (State a goal you would like to accomplish this year before lighting your candle).

After everyone has lit a candle and stated a pledge, close by singing, "On My Honor."

Adult/Leader Rededication Ceremony

- Speaker 1: When we face the world together and are ready to stand shoulder to shoulder, the sense of comradeship makes each one strong.
- Speaker 2: They need us NOW...those millions of Girl Scouts, already on their voyage of discovery...in a world of endless wonders, perils and beauties.
- Speaker 3: They NEED us now, in an age as challenging to the imagination and to the courage of man as reared Columbus.
- Speaker 4: They need US now...our guidance and our love, that they may walk with joy and with a song into the future.
- All: I shall study my girls so that I may understand them.
I shall like my girls so that I can help them.
I shall learn – for they have much to teach me.
I shall laugh – for youth grows comfortable with laughter.
I shall give of myself freely, yet I shall take so that they may acquire the habit of giving.
I shall be a friend, for a friend is needed
I shall lead, yet I shall beware of pushing.
I shall listen, for a listener presents confusion.
I shall warn them when my experience warrants it.
I shall commend when action merits it.
I shall not overlook mistakes, yet I shall not blame.
I shall try to be that which they think I am.
- All: *Sing, “Invocation for Girl Scouts.”*
- Speaker 5: Dear Lord, guide us Girl Scouts today. Help us to see where we may serve better “shoulder to shoulder.” Grant us to grow in numbers and strength that we may resolve to work steadfastly for Thee in this work. That is Thine. Grant that the Law that we promise to obey may never become to us mere empty words; let it be the guiding principle of our lives. Grant that our Promise may be a help to us each morning as we prepare to face a new day, and a strength to use each evening when we turn to rest.
- Speaker 6:
and They need us now – our guidance and our love, that they may walk with joy
with a song into the future.
- Speaker 7: Girl Scouts, in the spirit of rededication to the service of girls, let us repeat our Promise.
- All: Repeat the Girl Scout Promise.
Sing, “Invocation for Girl Scouts.”

GIRL SCOUT'S

OWN

Girl Scout's Own Ceremony

A Girl Scout's Own is a special type of ceremony held at any time of the year, anywhere, whenever an appropriate occasion arises, usually in which ideals and aspirations may find expression. It is not a substitute for a religious service, it is not a performance, nor should it be too sentimental in nature. It is rather, as Lord Baden-Powell expressed it, "a voluntary uplifting of hearts---in thanksgiving for the joys of life and a desire to seek inspiration and strength for greater love and service to others." In busy days filled with exploration and adventure, time is needed for quiet reverence – a Girl Scout's Own. Girls come to the ceremony quietly with no laughing or talking, and participate in a quiet and serious manner.

A Girl Scout's Own should have:

A central theme to give it unity.

- Some aspect of the Promise or Law, such as leadership, truthfulness, honesty, etc.
- A special occasion, such as Thinking Day, Mother's Day, a holiday, etc.
- Nature or some part of nature – trees, water, animals, etc. – or conservation.
- Famous people, legends, etc.
- Ideals, such as service, patriotism, responsibility, honor, friendship, happiness, etc.
- Things that are considered to be universally accepted as beautiful – music, poetry, art, etc.

The theme:

This does not mean elaborate preparation, but careful planning. It can include dramatization, poetry, singing, dance, etc. While a small group does the planning, it is desirable that the program includes all participants in some way.

To illustrate your theme, look for poetry, readings, songs, quotes or dramatizations that will involve your participants and give depth to the ceremony.

An ending.

When the program is over, Girl Scouts quietly disperse. It should be with a feeling of inspiration of having glimpsed "the vision splendid" that the poet Wordsworth knew the young could see.

While a Girl Scout's Own should be inspirational, it is not a religious ceremony. Please be careful not to include anything in your ceremony that would exclude or offend any participants or witnesses who may not proscribe to your beliefs.

Girl Scout Theme I

All: On my honor, I will try:

Girl 1: To serve God and my country, to help people at all times, and to live by the Girl Scout Law.

All: *Sing "When'er You Make a Promise"*

All: We consecrate our gifts this day to all our works of head and hand.
To justice, freedom, truth and good, and love for all in every land.

All: *Sing "Girl Scouts Together"*

Girl 2: Dear Lord, guide us Girl Scouts today
In our work and in our play.
Help us see where we may serve
In some new place, in some new way.
Before our searching eyes unfold
New beauties which are seldom told.
Help us live by the Promise taken
Code for Girl Scouts both young and old.

All: *Sing "Taps"*

Girl 3: God bless the Girl Scouts and Girl Guides all over the world tonight and help us keep our promise.

Girl Scout Theme II

All: *Sing "Girl Scouts Together"*

Girl 1: G is for Girl – that's why we are here.
I is for Interest – without that we wouldn't care.
R is for Ready – to start to take our place in the world.
L is for Living – the Girl Scout way.

Girl 2: S is for Seeking – to learn, to explore.
C is for Country – we'll try to do our share and more.
O is for Obligation – to live up to the promise we have made.
U is for Unity – together, one for all.
T is for Trust – without that, we'd all fail.

All: I am a Girl Scout.

Girl 3: I have a promise. Girl Guides and Girl Scouts all over the world are sisters and friends in this promise.

All: *Repeat the Promise.* Sing "When'er You Make A Promise"

Girl 4: I have a law. This is the code by which I try to live.

All: Repeat the Law.
I am a Girl Scout.

Girl 5: I have a motto – "Be Prepared." This is my duty: to be ready when called upon.

All: I am a Girl Scout.

Girl 6: I have a slogan – "Do a Good Turn Daily." I will try always to help others in time of need.

All: I am a Girl Scout.

Sing "On My Honor"

Girl Scout's Own in Song

All Sing: *“God Has Created a New Day”*
“The Ash Grove”
“Today”
“Thanksgiving Canon”

Speaker: Today we have gathered to sing in praise for the beauty of nature and the wonder of the world around us. Let each one of us here share one thought about nature or beauty.

Each: *Each person shares one thought about something in nature that holds special meaning for them.*

All Sing: *“Dona Nobis Pacem”*
“Music Alone Shall Live”
“Peace”

This same format may be used for any number of themes, limited only by your imagination. For example, you might have ceremonies that include a collection of singing graces – for a thanksgiving or appreciation theme; international or Girl Scout songs – for an international friendship theme (World Song, Rosen Fra Fuhn, Our Chalet Song, Girl Scouts Together), etc.

A Leader **Girl** Scout's Own

All: Sing *“Invocation for Girl Scouts”*

Speaker 1: What have you found in Girl Scouting that has made the experience special for you?

Girl 1: Sisterhood – friendship with girls and with other women

Girl 2: Acceptance – of me as I am, not because of who my spouse is or what my job is or how much money I have; but acceptance of me, for what I can do and for what I am.

Girl 3: Fun – a chance to play. With the girls, I have opportunities to play and be silly and have fun in ways I can't anywhere else.

Girl 4: Adventure – I learn new skills, I try new things, I develop new interests.

Girl 5: Service – I am proud of giving service to others and of teaching girls the importance of that practice.

Girl 6: Appreciation of Nature – I have opportunities to see the wonders of the world, not just through my eyes, but through the eyes of the young.

All: Sing, *“Walk, Shepherdess, Walk”*

Friendship Theme

All: *Sing, "Make New Friends."*

Girl 1: People are lonely because they build walls instead of bridges.

Girl 2: A country girl was on her way to school with her little neighbors. The school bell was ringing, and they had to climb a hill. It was winter and the path was ice; to slip backward was easier than to climb forward. Then this little voice turned to

All: *Sing, "Girl Scouts Together."*

Girl 1: Juliette Low once said Did you ever think how wonderful it is that with every new spring, sap should rise in trees? No one knows whence it comes, but it flows from root to branch and makes a dead, bare tree blossom with green leaves. And so it is with Girl Scouting. It rises with you and inspires you to put forth your best. In every path of life, you have a chance to show what a Girl Scout can do.

All: Juliette Gordon Low knew well that time flies swiftly. Today is soon tomorrow, and all our tomorrows lie in the hands of youth. Her gift to youth was Girl Scouting, and her dream, a tree of fellowship grown from a tiny seed.

Group 1: She knew the seed would ripen.

Group 2: The tree grew...

Girl 2: Nourished by faith...

Girl 3: Watered by service...

Girl 4: Tended by love.

Group 1: "I've got something for the girls of Savannah, and for all America, and all the world."

Group 2: She said in the phone call that made history.

All: Yes, we started it that night. She brought the seed from England, and we helped her plant that seed in the rich soil of Georgia, we twelve.

Girl 5: On my honor, I will try, each said.

Girl 6: Soon, there were scores of us.

Girl 7: Hundreds.

Girl 8: Then thousands.

All: Now we are three million strong. All of us living the Promise.

Girl 9: Let us all say it together.

All: On my honor, I will try: to serve God and my country, to help people at all times and to live by the Girl Scout Law.

Group 1: Duty, service, loyalty...these were the challenges.

Group 2: These were the roots our founder planted many years ago.

Girl 10: The tree grew strong and flourished.

All: Juliette Low knew what girls wanted. She said:

Girl 11: "If it isn't right, the girls won't take it, and it won't last."

All: Three million voices answer, "It's right. It will last. Thanks to your inspiration, Juliette Gordon Low."

Sing, "On My Honor."

Friendship and Service Theme

- Girl 1: The Girl Scout Law calls for every Girl Scout to do her best to live out the truth that all human beings share a kinship with one another.
- Girl 2: Every Girl Scout is asked to be a sister to every other Girl Scout.
- Girl 3: For there is no friend like a sister.
In calm or stormy weather:
To cheer one on the tedious way;
To fetch one if one goes astray;
To lift one if one totters down;
To strengthen while one stands.
- All: Sing *“Brethren in Peace Together”* or *“Kum Ba Ya”*
- Girl 4: We ask every Girl Scout to show her respect for herself and others through her words and actions.
- Girl 5: It is the simple command to love your neighbor. It has been spoken of and written about down through the ages.
- Girl 6: If I can stop one heart from breaking,
I shall not live in vain;
If I can cease one life the aching,
Or cool one pain;
Or help one fainting robin
Onto his nest again,
I shall not live in vain.
- All: Sing *“No Man is an Island”*
- Girl 7: Builders,
Then let this be the aim of our building –
A finer race of womanhood to come,
Straight-backed, wide-eyed, with better understanding
Of life and fair habits of home, and
A broader sense of beauty...
The promise seen in each recurrent spring.
- Girl 8: Pause here, dear Girl Scouts, at this threshold ‘ere you pass, and dedicate your lives anew to service. Go forth to brave, honest, generous work; to effort unstinted; to noble comradeship, and to endless striving to understand. May your work deserve and find abundant blessing.
- All: Sing *“Look Wider Still”*
- Girl 9: I pray that we may never be so blind
That our small world is all we see;
Or so supremely satisfied that what we are
Is all we feel we ever want to be.
Grant us the joy of filling someone’s need,
Make of us gracious followers
The while we are not meant to lead.

But more than all I pray that down the years
We will remember there are always new frontiers.

Before leaving, each person may express some thought on friendship or service.

All: *Sing "For All the Love"*

Bells Theme

- Girl 1: We all love the sound of bells. Who hasn't thrilled at the sound of bells on a summer evening?
- All: *Sing "Oh, How Lovely Is the Evening"*
- Girl 2: Let's learn something about bells. They originated in Asia, and according to the Old Testament, the high priests of the Israelites had to wear bells as protection against evil spirits. Bells are molded in one piece consisting of a mixture of copper and tin. There are two molds of baked clay. One is the solid inner mold which forms the open space inside the bell. The other mold is hollow and shapes the outside of the bell. Liquid metal is poured between the two molds. The metal cools and hardens and the clay molds are destroyed. The bell is complete.
- All: *Sing "The Little Bells of Westminster"*
- Girl 3: Bells were introduced into France in 550 AD and into England 100 years later. The oldest bell is the Bell of St. Patrick's Will in Belfast. It is 6 inches high and 5 inches across. Legend says that the bell belonged to Saint Patrick.
- Girl 4: Bells serve purposes such as to call people to worship or to announce important events. For many years, town criers rang bells to attract attention to their notices. Bells have been used in case of fire, to all city council meetings, and to remind citizens of tax deadlines.
- Girl 5: Hear the sleighs with bells, silver bells
What a world of merriment their melody foretells
How they tinkle, tinkle, tinkle
In the icy air of night
While the stars that over sprinkle
All the heavens seem to twinkle
With a crystalline delight
Keeping time, time, time
In a sort of runic rhyme
To the tintinnabulation
That so musically wells
From the bells, bells, bells
From the jingling and the tinkling of the bells.
- All: *Sing "French Cathedrals"*
- Girl 6: In the pioneer days in America, bells warned of Indian attacks. At sea, floating buoys carry bells to warn ships of dangerous coasts. Bell sounds mark the time on board ship. In time of war, bells rang to warn that enemies approached the city.
- Girl 7: Hear the loud alarm bells, brazen bells
What a tale of terror, now their turbulence tells
In the startled ear of night
How they scream out their affright
Too much horrified to speak
They can only shriek, shriek out of tune.
- Girl 8: In a clamorous appealing to mercy of the fire
In a mad expostulation with deaf and frantic fire
Leaping higher, with a desperate desire

And a resolute endeavor how the danger sinks and swells
In the clamor and the clanging of the bells.

Girl 9: Such composers as Wagner and Strauss have used Bells in musical compositions. Bells vary in tone according to thickness and size. Sets are made, each having a different tone on the scale. The bells are rung by hand or struck with a mallet. Various kinds of bells are used to produce music and professional bell ringers have toured the country presenting programs. The bell ringers are widely known in Boston, especially during the Christmas season.

All: *Sing "The Bell"*

Girl 10: The most famous bell in America is the liberty Bell. It rang out news of the Declaration of Independence. The largest carillon in the world is in Riverside Church in New York City. It has 74 bells and weights 100 tons.

All: *Sing "White Coral Bells"*

Trees Theme

Leader: Those of us who are here together are fortunate enough to have come in contact with the organization which believes in making “a friend in need, a friend in deed.” Let us imagine that we are in a great forest. The clearing through which all Girl Scouts must enter is our ethical code. All who enter must make the Girl Scout Promise. But once inside, we find many paths – 10 to be exact – all leading to a way of life, which we can build a wholesome future. In Girl Scouting, we are able to help all our girls take this trail.

Girl 1: Our Laws, reading from the Book of Trees.

Girl 2: I am the Oak Tree. As sturdy and long-lived as I, so is a Girl Scout’s honor.

Girl 3: I am the Holly Tree. Constantly green and holding tight to my leaves as a Girl Scout is ever loyal and always fair.

Girl 4: I am the Birch Tree. With my bark and my wood, I am useful and help others as every Girl Scout does.

Girl 5: I am the Maple tree. Brightening the spring, my leaves gay in the fall, I am cheerful as a Girl Scout.

Girl 6: I am the Aspen Tree. My leaves softly whisper, “Courtesy is thoughtfulness, as every Girl Scout knows.”

Girl 7: I am the Linden Tree. My heart-shaped leaves are like the hearts of Girl Scouts who are friends to all and sisters to each other.

Girl 8: I am the Poplar Tree. Tall and straight as a soldier, who obeys so does every Girl Scout.

Girl 9: I am the Hickory Tree. Tough of wood, I keep my nuts stored in strong, tight cases as every Girl Scout is thrifty and resourceful.

Girl 10: I am the Elm Tree. Sheltering the little folk of the woods in my gracious branches and roots, I protect others just as every Girl Scout.

Girl 11: I am the Dogwood Tree. In spring, I stand beautiful, as the face of a Girl Scout is beautiful in her respect and consideration others.

All: *(The Conservation Pledge)* I give my pledge as an American to save and faithfully defend t-from waste, the natural resources of my country —its soil and minerals, its forests, waters and wildlife.

All: *Sing “This Land Is Your Land”*

Founder's Day **Girl** Scout's Own

Groups are divided into two parts, for solo, small group and all-group readings.

All: *Sing "Girl Scouts Together"*
Juliette Low once said:

Girl 1: Did you ever think how wonderful it is that with every new spring, sap should rise in trees? No one knows whence it comes, but it flows from root to branch and makes a dead, bare tree blossom with green leaves. And so it is with Girl Scouting. It rises with you and inspires you to put forth your best. In every path of life, you have a chance to show what a Girl Scout can do.

All: Juliette Gordon Low knew well that time flies swiftly. Today is soon tomorrow, and all our tomorrows lie in the hands of youth. Her gift to youth was Girl Scouting, and her dream, a tree of fellowship grown from a tiny seed.

Group 1: She knew the seeds would ripen.

Group 2: The tree grew...

Girl 2: Nourished by faith...

Girl 3: Watered by service...

Girl 4: Tended by love.

Group 1: "I've got something for the girls of Savannah, and for all America, and all the world."

Group 2: She said in the phone call that made history.

All: Yes, we started it that night. She brought the seed from England, and we helped her plant that seed in the rich soil of Georgia, we twelve.

Girl 5: On my honor, I will try, each said.

Girl 6: Soon, there were scores of us.

Girl 7: Hundreds.

Girl 8: Then thousands.

All: Now we are three million strong. All of us living the Promise.

Girl 9: Let us all say it together.

All: On my honor, I will try: to serve God and my country, to help people at all times and to live by the Girl Scout Law.

Group 1: Duty, service, loyalty...these were the challenges.

Group 2: These were the roots our founder planted many years ago.

Girl 10: The tree grew strong and flourished.

All: Juliette Low knew what girls wanted. She said:

Girl 11: "If it isn't right, the girls won't take it, and it won't last."

All: Three million voices answer, "It's right. It will last. Thanks to your inspiration, Juliette Gordon Low."

Sing, "On My Honor."

SPECIALTY CEREMONIES

International Ceremonies

Ceremonies may be held to celebrate international friendship and cultural awareness at any time of the year. Special occasions that call for such ceremonies may include Thinking Day, Juliette Low's birthday, Girl Scout week, a troop donation to the Juliette Low World Friendship Fund, or the event of giving girls their World Association pins. Any Girl Scout is eligible to wear the World Association pin at any time after she registers. It is nice, however, to hold a special ceremony to present the pin once girls begin to understand the global association of which they are a part.

The common element in international ceremonies is the emphasis on international friendship and the importance of the World Association of Girl Guides and Girl Scouts. However simple or elaborate you make your ceremonies, it is wise to spend time with the girls beforehand in helping them understand about the World Association of Girl Guides and Girl Scouts. There are Girl Scout resources available to help you work with girls on the international aspect of Girl Scouting. These resources and international flags are available for checkout at the council office.



World Association Pin Ceremony I

Candles on the ceremonial table are lighted and extinguished as indicated. The number of candles will depend upon the number of girls in the ceremony.

Leader: This is the candle of friendship. It is the symbol of our pledge as Girl Scouts of friendship to all the world, and of special friendship for Girl Scouts and Girl Guides everywhere. We light it with thoughts of friendship glowing steadily and brightly in our hearts.

Girl 1: I am the Spirit of the World Flag. I symbolize the worldwide bond of Scouting. I have a bright blue field with a gold trefoil on it. The two stars stand for the Promise and the Law. The vein is the compass needle that guides us. The flame-like base is the flame of love for mankind, the highest thoughts of international friendship.

Girl 2: On the slope of a mountain near Adelboden, Switzerland, I stand. Here Girl Guides and Girl Scouts from all over the world come together to meet each other and to enjoy work and play together. On my front is inscribed, "God bless this house and all who go in and out of it." I am the Spirit of Our Chalet.

Girl 3: I am the trefoil – a symbol common to all Girl Scouts and Girl Guides the world over. I stand for the three parts of the Promise.

Girl 4: I am the voice of the Promise. I vary in wording in different countries, but I have the same meaning and spirit the world over.

(The leader presents each girl with the World Association pin. As each girl gets her pin, she lights a candle and says, "A Girl Scout is a friend to all and a sister to every other Girl Scout.")

Leader: We quench the flame of our candles, but the light of friendship still glows in our hearts. May we always be true and helpful friends to each other and to all mankind.

All: *Sing "Girl Scouts Together"*

World Association Pin Ceremony II

Make a large replica of the World Association pin from yellow and blue poster board. Cut out the pieces as indicated so that girls can put the pin together as part of their ceremony.

Girl 1: The blue sky covers the world. Girl Scouts and Girl Guides, no matter where they are, are under its beautiful canopy.

Girl 2: These leaves are a symbol of friendship among the people of the world. This trefoil is known to all Girl Guides and Girl Scouts. This part that I place stands for one part of our Promise – On my honor, I will try to serve God and my country.

Girl 3: I place my leaf to represent the girls from the mountain sections of the world. May they know what it means to have the world safe. It stands for the second part of our Promise, to help people at all times.

Girl 4: I place my leaf to represent girls who come from the farms, ranches and valleys. May they, too, be safe. It stands for the third part of our Promise, to live by the Girl Scout Law.

Girl 5: The stem binds them all together. By our love of good citizenship we are made one in brotherhood. We know as we keep our Promise that we grow toward good citizenship.

Girl 6: (Star) Girl Scouts and Girl Guides are known for the help that they give other people. Good turns are acts of kindness. They may be small thoughtful acts which give other people pleasure, or they may be big things.

Girl 7: (Star) A Girl Scout is ready to help when she is needed. She trains herself to be prepared and to give service.

Girl 8: The compass needle stands for the great purpose that guides us in all we do.

Girl 9: The flame-like base completes the whole. We hope our flame of love will encircle the world.

All: Sing *“When'er You Make a Promise”*

Thinking Day Ceremony I

On the table, there are two lighted candles. Each girl carries an unlighted candle, which she lights from one on the table when she says her part, then places it in a candle holder on the table.

All: *Sing "Rise Up, O Flame"*

Girl 1: We carry the candles of friendship. These are the symbols of our pledge of friendship to all the world; of special friendship to Girl Guides and Girl Scouts everywhere.

Girl 2: The flames are small and burn steady and bright. We light them with thoughts of friendship glowing steadily and brightly in our hearts.

Girl 3: We watch the glowing flames with grateful thoughts of Girl Scouts here and abroad who have put their friendship to the test and found it true.

Girl 4: This candle is for the founder of all Guiding and Scouting, Lord Baden-Powell.

Girl 5: This candle is for the founder of Girl Scouting in the United States, Juliette Gordon Low.

Girl 6: This candle is for all Girl Scouts and Girl Guides wherever they may be.

Girl 7: This candle is for hope of peace in every land.

Girl 8: This candle says, "Good luck to those who are away from home."

Girl 9: This candle is for the Girl Scout Law.

Girl 10: This candle is for the Promise we make together as Girl Scouts.

All: On my honor, I will try: to serve God and my country, to help people at all times, and to live by the Girl Scout Law.

All: *Sing "Girl Scouts Together"*

Thinking Day Ceremony II

All: *Sing "Girl Scouts Together"*

Friendship: My name is Friendship. Every day and night I knock upon the doors of the world. I cry to be let in. Too many times I am turned away because people fear. But when youth lifts the latch, I walk straight in. YOU bid me welcome, Sisterhood of Girl Guides and Girl Scouts of the world. So on this day, when thoughts of friendship travel fast and far, I come among you to renew our pledge of fellowship and hear once more your law.

All: A Girl Scout is a friend to all and a sister to every other Girl Scout.

Friendship: Uttered in many tongues, in all most sweet, the pledge of Friendship and Sisterhood.

In turn, each girl representing a country goes up to light her candle from Friendship's torch. When her candle is lighted, she goes back to her place, kneels on one knee and places her candle in its place before giving the greeting from her country.

Spain: Spain is my country. I bring you warm greetings from beneath our warm sunny skies where the citrus trees bow and sway. This wonderful land is our home. It teaches us reverence of all creation and love for our friends.

Germany: From Germany, I come bearing good wishes. Friendship and Peace are the aims of the Guides in our land.

Norway: Norway is my home, where the sun at midnight shines on mountains and snows; where work and service light us like our sun.

Greece: From the ancient land of Greece I come bearing gifts of friendship and peace for sister Scouts all over the world.

France: From the Guides of France I bring friendship to my sister Guides and wishes for peace and happiness to all the world.

Italy: From the Girl Guides of Italy I bring you greetings. Our flame of trust burns brightly around the trefoil we all share.

Great Britain: Greetings from Great Britain where our dream of fellowship began. Our Guides reach across the sea to grasp your hands.

United States: Over 3 million strong, we Girl Scouts in the United States seek understanding and true fellowship among us at home and with our friends around the world.

All: *Sing "The World Song"*

Thinking Day Ceremony III

A large replica of the World Association pin hangs near the ceremony.

- Girl 1: Way back in 1907, Robert Baden-Powell lit a torch that was destined to carry a message of peace and comradeship, through millions of boys and girls, to the homes of the world.
- Girl 2: This flame was fanned by the spirit of adventure and service of the boys first coming together on Brown Sea Island.
- Girl 3: What the boys could do, the girls could do too, so they joined the merry band. Thus was lighted the fire of happiness, service and comradeship for children around the world.
- Girl 4: Shoulder to shoulder, the youth of the world have since marched on the trail that their beloved founder laid so long ago. Today we celebrate Thinking Day – the joint birthday of our founder and his wife, Lord and Lady Baden-Powell.
- Girl 5: On this special day, we remember that in the fellowship of the Guides, we have sisters in countries all over the world.
- Girl 6: On this special day, we remember that we and our brother scouts can be a strong force for peace in the world.
- Girl 7: On this special day, we remember that we are great in number. So must we be great in loyalty to our ideals.
- Girl 8: Our greatest debt is to our heavenly Father who has inspired our leaders with such a vision of the unity of mankind.
- Girl 9: And so, it is with these thoughts in mind and the sense of undying friendship among ourselves that we unite with those around us to think of those member countries in the World Association of Girl Guides and Girl Scouts which are so far from us and yet are close to our hearts.
- All: Sing “*The World Song*”
- (Each person holds a strip of paper with the name of one or more member countries on it. At this point in the ceremony, each girl links her strip to the one of the girl next to her and says, “I bring greetings from _____.” (names country on her strip) When the circle is linked together, it can be hung around the World Association pin – a circle of countries around the pin.)*
- Girl 10: This is the World Trefoil of the Girl Guides and Girl Scouts. It belongs to us all, no matter what country, class or creed is ours. It is a symbol of unity.
- Girl 11: The trefoil bears three leaves. In the center one, you will see a vein which represents the needle of the compass that we may ever be reminded to steer a straight course in our Girl Scouting.
- Girl 12: Two stars are set in the other two leaves of the trefoil. These will always keep before us the remembrance of the Promise and the Law of Girl Guides and Girl Scouts.
- Girl 13: The stalk of the trefoil leads to a base which signifies fire – the bright, clear, unquenchable flame of the love of mankind. May it always burn brightly in our hearts.
- All: Sing “*The World Song*”

Sing "Make New Friends"

Thinking Day Ceremony IV

- Girl 1: Today we will demonstrate how Girl Guides and Girl Scouts around the world have common bonds which help make for better understanding of people of different backgrounds. Our languages and our customs may differ, but we feel that Scouting provides “Links of Unity.”
- Girl 2: Today we honor Lord Baden-Powell. He is the first link of unity, for he founded all Scouting throughout the world.
- Girl 3: *(Demonstrating the Girl Scout Sign.)* Our sign is the second link of unity. All Girl Scouts and Girl Guides have in common the threefold Promise which every girl makes upon becoming a member of the movement. The wording may vary a little, but the ideas expressed are identical in every language.
- Girl 4: Linked with the Promise is the Law. Again, it varies slightly according to the language, but it is always in ten parts and it always expresses the same ideals of service and friendship. Our Law is the third link of unity.
- Girl 5: The Law inspires the good turn which Girl Scouts everywhere try to carry out each day. “Do a good turn daily” is our slogan and the fourth link of unity.
- Girl 6: The World Trefoil is the fifth link of unity. Its three leaves symbolize the three parts of the Promise; the gold and blue colors depict the sun and sky over us all; the two stars represent the Promise and Law. The vein is the compass needle pointing the way ever upward. The base is the flame of love of all mankind.
- (Two girls standing together demonstrate the Girl Scout Handshake.)*
- Girl 7: The sixth link of unity is the Girl Scout Handshake. It is the secret sign, used since the earliest days, to identify brother and sister scouts. The left hand is the hand nearest the heart and therefore signifies friendship.
- Girl 8: Our seventh link of unity is our motto, “Be Prepared.” Girl Guides, Girl Scouts and Boy Scouts all over the world have adopted this motto.
- Girl 9: Our love and respect for the founder of the Scout Movement and his wife is another bond which unites us around the world and is our eighth link of unity.
- Girl 10: Another link is Thinking Day – February 22nd. This is the joint birthday of Lord Baden-Powell and his wife. It is the day we set aside as International Day, a day in which Girl Scouts and Girl Guides around the world think of one another and international friendship.
- Girl 11: The Juliette Low World Friendship Fund is a tenth link of unity. In honor of the founder of Girl Scouting in the United States, this fund helps promote Guiding throughout the world.
- Girl 12: Because of the position of the International Date Line, Thinking Day starts in New Zealand. A tradition has grown up in that country that Girl Guides climb a mountain before dawn to watch the sun rise and to start the great chain of thought that encircles the globe.
- Girl 13: Millions for Girl Guides and Girl Scouts around the world are sending out thoughts of love and friendship today. Let each of us now express our own thoughts of friendship.

(All who have not already participated in the ceremony each take a turn to share a thought about friendship.)

All: *Sing "The World Song"*

Thinking Day Ceremony with a Campfire

- Girl 1: This is a ceremony for Thinking Day – a very special day that is celebrated throughout the Girl Guide and Girl Scout world. It is not only the birthday of George Washington, the father of our country and our first president, but it is also that of Lord and Lady Baden-Powell.
- Girl 2: It was Robert Baden-Powell who inspired Juliette Low to start the Girl Scout organization in this country. Today, over 3 million American girls belong to this great movement founded to further friendship, sisterhood and good citizenship.
- Girl 3: In July 1959, 8,500 girls camped together in a Senior Roundup in Colorado Springs. Delegates came from 26 other lands. Each girl brought with her a written wish in the name of peace and justice for every man. Each delegate put her wish into the flames of the closing campfire as a token of hope that one day all the world would grow bright in the light of warmth and understanding. Here are some of the wishes made at that campfire.
- Girl 4: I represent Australia. May we, who have lived and worked together here in friendship and unity of purpose, go forth with strength and courage and wisdom to live and work for peace throughout the world. *(Places wish in fire)*
- Girl 5: I represent Great Britain. When shall all men's good be each man's rule, and universal peace lie like a shaft of light across the land? *(Places wish in fire)*
- Girl 6: I represent India. Said the Swami Vivekananda, "Peace to all, from me no danger be to ought that lives." From the land of such sages, I bring this message of peace, universal fellowship and love. *(Places wish in fire)*
- Girl 7: I represent Israel. "They shall beat their swords into plowshares, and their spears into pruning hooks; nation shall not lift up sword against nation, neither shall they learn war any more." Isaiah 11:4 *(Places wish in fire)*
- Girl 8: I represent Lebanon. As the Cedars of Lebanon grow on the top of the Secular Mountains under the eyes of God, we pray that our movement will prosper in peace and understanding, and that the real meaning of our Guiding as it was meant by our founder will get ever deeper into our hearts. *(Places wish in fire)*
- Girl 9: I represent Norway. As Fridjof Nansen said in 1922, "We must all take part in the work of peace. We must let this message pass from person to person. We must light the beacons so that they are plainly visible everywhere." *(Places wish in fire)*
- Girl 10: I represent the Philippines. May the peace which one wishes for all of us spread throughout the world. *(Places wish in fire)*
- Girl 11: I represent the United States. The Girl Scouts of these United States of America with loving hearts and hands now place our wishes of goodwill with the hope of peace in every land. *(Places wish in fire)*
- All: Sing "Peace"

(Parade in flags of World Association countries. Or, they may already be posted near the ceremonial fire.)

Girl 12: Girl Scouts, to the flag of your country pledge allegiance.

All: Repeat the Pledge of Allegiance.
Sing, "American the Beautiful."

Girl 13: Today, in many parts of the Girl Guide and Girl Scout world, fires are being kindled and a small piece of wood from the Roundup campfire is being added to the flame in the name of peace and justice to all men.

Girl 14: In symbol of that stirring campfire ceremony of long ago, we burn this campfire. May its lovely flame brighten a troubled world and send our warm greetings to all our friends everywhere on this Thinking Day and for all time to come.

Wish-boat Ceremony

To create a wish-boat ceremony, each person should have a folded paper boat with candles set in them, secured with florist clay; or trefoil shapes cut from cardboard and holes punched in the middle to hold the candles. *(Birthday cake size candles should be used.)* The ceremony is held near a body of water.

Develop a theme. Each participant shares a thought or reading that follows the theme. You may either have each person launch their boat as she shares here thought or reading, or hold all boats until all readings are given, then launch all boats together. Examples of what may be said include:

“My boat represents Memory. As I light my candle, I am remembering the many experiences I have had in Girl Scouting: the friends I’ve made, the peacefulness of a Girl Scout’s Own, the satisfaction of giving, receiving and sharing. Memories are precious things.”

“I light my candle in appreciation for the beauty of nature: the stars above us, the trees and hills around us, the songs of birds and the sway of flowers in the wind.”

“I light my candle in satisfaction: in learning to do a job well, in developing a sense of giving service to others, in taking responsibility for myself and my surroundings. Part of being a Girl Scout is learning about and living with others happily in this world.”

Designated persons should be assigned to fetch the boats after the ceremony. Since this ceremony is held around water, usually at night, it is very important that special safety precautions be taken in retrieving the boats.

Membership Star Presentation

Place a large shiny star (maybe poster board covered with aluminum foil) in the center of a circle of Girl Scouts. As each girl’s name is called, she steps to the center of the circle and stands on the star. When she is standing on the star, the leader presents her with her membership star by saying: “Keep this star bright by night and day, by Girl Scout good turns along the way.”

(This presentation may be incorporated into many different kinds of ceremonies, and will fit particularly well with a Court of Awards ceremony.)

Court of Awards Ceremony

Display girls' projects from the year around the room for parents and friends to admire.

Have each girl's badges or patches in an envelope or pinned to a ribbon with the names of the badges/patches and the girl's name written on it.

Open the Court of Awards with a flag ceremony. Have the troop standing in a horseshoe facing the audience of parents and friends.

Leader: Welcome to our Court of Awards ceremony. The girls have been working on (badges, patches, Try-Its, whatever is appropriate). Each girl needs inspiration and guidance in pursuing these new endeavors. Many times it is the every day encouragement and help from you that your daughter relies on. We, the leaders, realize this time and effort you have given and we thank you.

Ceremonies are necessary to American life. They are assorted in size, appearance and meaning, but they go together to satisfy a fundamental human desire for recognition. Each (badge, patch, Try-It) has several requirements. Your daughter has accomplished some of these requirements by herself, some of the requirements have involved working with other girls on a common project. All activities have helped the girls learn new skills or develop new interests. It is with pride that we present these awards today and recognize these girls for their hard work.

I present the following awards to _____. (name badges, patches, etc.)

(Repeat for each girl.)

I encourage you to take time after the ceremony to look around at the exhibit of projects the girls have completed this year. They have worked very hard, as I'm sure you can see. Since these girls could not have completed all this work without your help and encouragement, please come forward and join us in a friendship circle for the closing song.

All: *Join in friendship circle and sing, "Taps."*

Court of Awards Ceremony to Present Badges

Write each letter of the word “badge” on a piece of cardboard and on the reverse side write the explanation for that letter for the girls to read. Put girls’ badges in an envelope or pin them to a ribbon with the names of the badges and the girls’ names written on them.

Thirteen candles are placed on the table. One girl lights three candles while the rest of the group recites the Promise. Another girl lights ten candles while the rest of the group recites the Law.

This ceremony should be adapted for patches, Try-Its, etc. by developing an explanation for the letters in those words.

Leader: *(Briefly explains the purpose of the ceremony and highlights the troop accomplishments.)*

Girl 1: **B** stands for badges to be given today. What is a badge? It is an outward sign of inner accomplishments. The scrap of colored material is not nearly so important as the job that was done to earn it.

Girl 2: **A** stands for awards given at the Court of Awards. Here we are not rewarded for the badge itself, but for what the badge represents – new knowledge, new skills, new opportunities.

Girl 3: **D** stands for deeds. Good deeds to be done now and in the future for family, friends and community. Good deeds done with the knowledge learned by earning badges.

Girl 4: **G** is the Girl in Girl Scouts. The earning of badges shows growth as an individual.

Girl 5: **E** stands for the energy and eagerness necessary to earn badges. Badges do not come easily and should not, or their value would be small. Badges must present challenges and accomplishment.

Girl 6: **S** stands for many things: service to others, self-development, and self-respect. Self-respect comes from setting high goals and striving to achieve them.

Leader 1: Aim your thinking and acting toward the good things in life; you will develop character, you will be able to take pride in yourself, and you will enjoy a sense of well-being.

Leader 2: We know how hard you have worked to earn these badges. And so, it is with great pride that we present them to you in this Court of Awards.

Present the badges as appropriate.

Sing “On My Honor”

Ceremony for Girl Scout Week

In this ceremony, a daisy is formed as you tell the story of how Girl Scouting began. Cut a large flower center and eight petals from poster board. Each girl will mount a piece of the flower on the wall or bulletin board as she says her part.

- Leader: Today we are gathered to celebrate the anniversary of Girl Scouting. We celebrate by honoring our founder, Juliette Gordon Low, and by telling her story.
- Girl 1: Juliette Gordon Low was the founder of Girl Scouting in the United States. She was fondly known as Daisy to her family and friends.
- Girl 2: She started the first Girl Scout troop in Savannah, Georgia, which was her home. You may visit her birthplace when you visit Savannah.
- Girl 3: The birthday of Girl Scouting in the United States is March 12, 1912. Every year, Girl Scouts celebrate the day with special events, service projects and ceremonies.
- Girl 4: Juliette Low first learned about Girl Scouting from Lord Baden-Powell, the founder of Boy Scouts. She met him in England. Inspired by his youth program, she led three Girl Scout troops in England and Scotland. Then she returned to America with something for American girls. It was a dream of world peace and friendship through a program that would unite young people in all lands.
- Girl 5: The first group of girls changed the name from Girl Guides to Girl Scouts.
- Girl 6: Daisy worked endlessly and even sold her pearls to spread the exciting idea of Girl Scouting. Even her deafness in later years did not hinder her.
- Girl 7: Millions of girls have made the Promise since then, and the Promise holds the same meaning as it did for Daisy Low herself when she first brought Girl Scouting to the United States many years ago. Let us all say that Promise now.
- All: *Recite the Girl Scout Promise. Sing, "When'er You Make a Promise."*
- Girl 8: Juliette Low wished that Girl Scouts in the United States could know Girl Scouts and Girl Guides in other countries. When she died, the Juliette Low World Friendship Fund was established in her memory to help her dream come true. Each year, Girl Scouts make voluntary contributions to this fund. By doing so, they help young people of other lands meet and get to know each other at world centers and at international gatherings.
- Girl 9: Now, let's complete our "daisy" by forming a circle, which symbolizes the ever-widening circle of Girl Scout friends.
- All form a Friendship Circle and sing, "Make New Friends" or "Girl Scouts Together."

Patrol Leader Installation

This ceremony is used when your troop is large enough to function well in the patrol system. A formal installation of patrol leaders by bestowing patrol cords gives the office a sense of dignity and responsibility.

Leader: We are now going to install our new patrol leaders. Will the new patrol leaders please step forward.

You have been selected by your patrols to wear this patrol leader cord. You are to remember that this cord has two circles to remind you of whom you are to serve. You are responsible to the whole troop, and you are responsible to your patrol.

Being a patrol leader is fun, but it is also a great responsibility. I, as your troop leader, am depending on you, your patrol is depending on you, and the whole troop is depending on you.

You must be fair, friendly and helpful. You must give each member of your patrol a chance to speak and be heard. You must report all ideas, even the ones you don't like. You must report things to your patrol accurately. You must see that jobs get done, but you must not do everything yourself.

This is a big job (*names of girls*), but it is one that you are capable of doing. Therefore, I must ask you if you will promise to do your best to live up to the trust that has been given to you. If so, then please answer, "I will." (*Girls answer*)

(*Speaking to all troop members*) Now girls, you all have responsibilities, too. Your patrol is only as good as each girl in it. Your job is to tell your ideas, to vote, and to be responsible for carrying out the jobs assigned to your patrol. I depend on you, your patrol leader depends on you, and the whole troop depends on you to do your best to be a good patrol member. Therefore, I ask you now if you will do your best to be loyal and helpful to your patrol leader. If so, then please answer, "I will." (*Girls answer*)

Will ___ please step forward to receive the patrol leader cord. (*Present patrol cord and give Girl Scout handshake. Repeat for each new patrol leader.*)

Let us all repeat the Girl Scout Promise. (*All repeat Promise.*)

Now, let us all form a Friendship Circle and sing, "On My Honor." (*All participate.*)

Tree Planting Ceremony for Arbor Day

All: Sing, "The Ash Grove."

Girl #1: We are grateful for these majestic woods in which to play and grow. For the shelter and shade of tall forest trees, and for the truths they teach.

Girl #2: The groves were God's first temples. Here, man learned to hew the shaft and to spread the roof above him.

Girl #3: Here, he framed the lofty vault, to gather and roll back the sound of anthems.

Girl #4: In the dark wood and cool silence, he knelt down and offered to the Mightiest his solemn thanks and supplication.

Girl #5: Trees have their enemies on every side: storms, draught, insects, gnawing animals, old age, and disease; but most of all man, with his careless and destructive axe. Gone is the shade, the majestic beauty, the cool shelter for birds. Barren stumps alone remain.

Girl #6: *(Presenting the tree.)* We will plant other trees to stand in their places. We have gone into the forest and found this young (oak) tree hidden in a dark corner where it would die from lack of light. We bring it to a place in the warm, moist earth where sun and rain can reach it.

The troop plants the tree in a spot that has been carefully selected beforehand.

Girl #7: May this tree grow tall and beautiful. May the sunshine and rain be kind to it, and may Girl Scouts guard and cherish it. May it in turn furnish cool shade and shelter.

A suitable poem about nature could be read at this point in the ceremony, or girls could each make some statement about what nature means to them.

Campfire Ceremonies

There is something about firelight that inspires imagination and the desire to express one's deepest thoughts. Candlelight, the blaze of a campfire, the crackling of a home hearth or the breath-taking wonder of distant stars all move the mind and spirit to great, eternal truths. Often it is while watching the changing shapes and colors of fire that the heart understands the true meaning of beauty.

There is, too, lively activity in fire. The cheerful hum of burning wood, the sudden explosion of sparks, and whimsy of wind shifting smoke are all cause for the fun and high humor to be found around a campfire.

In Girl Scouting, a girl's happiest memories are often associated with campfires. It is worthwhile, then, to put an effort into making these occasions significant. It is at a campfire that Girl Scout activities can be interpreted through stories, drama, songs or dance. Campfires afford an invaluable opportunity to set the tone of your outdoor activities and to give them the distinction peculiar to the Girl Scout organization.

Campfire programs may be built around stories, ballads, legends, dramatics, etc. These are campfire PROGRAMS, not CEREMONIES.

Here are some ideas for enhancing your campfire ceremonies:

Special logs decorated by each girl, patrol or troop can be used to start or end a ceremonial campfire.

Girls write wishes (for themselves or someone else) on pieces of paper, bundle them tightly, and gently place them in the fire. As a wish starts to flame, it ascends to the sky with the smoke. A girl's wish can reach the stars.

Girls gather up wish bundles – small twigs to represent wishes for family and friends.

“Pot of wishes” – Each person puts her wishes in a pot (or two wishes – one for herself and one for someone else). Each wish is drawn out and read before being placed into the fire.

Leaders lighting a campfire represents leadership.

Girls lighting a candle from the leader's candle represents what the girls have learned from the leader about working and playing together as one.

Lighting small fires that blend into one large fire represents individual girls working together as one.

Fire Building Ceremony

Let some girls take turns reading while others act out parts involved with building the fire. The analogy of Girl Scouts and a campfire is to help girls realize that there is more to Girl Scouting than may have been seen within a single troop.

The Flame of Girl Scouts

Girl Scouting, like a campfire, takes many steps to build and maintain. We need to start with a good foundation. In building a fire, we must find the right spot and prepare the area. The foundation for Girl Scouting was laid many years ago by Juliette Low. The program has now spread around the world. The national headquarters of Girl Scouts of the USA is in New York City. The national organization sets guidelines used by troops and councils around the country.

We are now ready to build the framework for our fire. Here we are using the A-Frame – three strong and sturdy logs that hold together the fire we are building. The A-Frame in Girl Scouting is made up of the council, the service unit and the troop. The council provides us with training and programs. It is through the council that leaders get ideas for program, and opportunities for girls.

Now we need wood for our fire. There are three kinds of wood: tinder, kindling and fuel. The tinder and kindling are the people within the service unit. These volunteers are trained at their special jobs, and all of them work to keep troop leaders informed and supported in their work with girls.

We are now ready to light our fire. For this we need a match. Sometimes it takes a lot of matches to get a fire going, and sometimes only one. In Girl Scouting, the leader is the match; she gets things going. She is a trained volunteer with a desire to help the girls in her troop grow. Some girls will have one leader all through Girl Scouting, and others may have many leaders at different levels.

Now that our fire is going, we are ready to add the fuel. Fuel is the good, strong wood that will burn cleanly, giving off heat and light. In Girl Scouting, the girls are the fuel. There are many girls in Girl Scouting, each one with her own special needs and qualities. It is the girls that keep the flame of Girl Scouting alive.

Now we have a good fire that needs air to keep it blazing. In Girl Scouting, the unseen elements are the parents and friends who support Girl Scouting.

Now we have a blazing fire that will keep us warm and give us joy.

Please join us in singing “Girl Scouts Together.”

Campfire Ceremony in Song

Reader: Kneel always when you light a fire
Kneel reverently, and thankful be
For God's unfailing charity,
And on the ascending flame inspire
A little prayer, that shall up bear
For this sweet grace
Of warmth and light
For here again is sacrifice
For your delight.

All: *"Oh, How Lovely Is the Evening" and "Each Campfire Lights Anew"*

Reader: "And a poet said, speak to us of beauty. And he answered: It is not the image you would see nor the song you would hear, but rather an image you see though you close your eyes and a song you hear though you shut your ears."

All: *"Rise Up, O Flame" and "Music Alone Shall Live"*

Reader: "And if you would know God, be not therefore a solver of riddles. Rather look about you and you shall see Him playing with your children. And look into space; you shall see Him walking in the cloud, outstretching His arms in the lightning and descending in rain. You shall see Him smiling in flowers, then rising and waving His hands in trees."

All: *"Pass It On" and "Peace"*



Fire Lighting Ceremony


This story can be told to your girls as they learn to build a teepee fire with a log cabin-type around it. As you read the story, you will be able to visualize how it may be used effectively. This ceremony has been used effectively at an outside campfire, with one girl reading and several girls ready with trench candles to light the fire. It has also been done in a lodge fireplace with one girl reading by flashlight and two girls ready with trench candles to light the fire.

Long ago, when only Indians lived in this land of ours, there was a little Fire Spirit who lived with the Indians and gave them the spark to kindle their fires. He had been sent to dwell on the earth by the Great Father Spirit to whom the Indians prayed, as we pray in churches today. Now this little Fire Spirit decided that he would like to have a place of his own in which to live, so he gathered some nice soft and dry grass for a bed. After he had made his bed, he gathered very many tiny twigs and built over his bed a teepee just like the ones in which the Indians lived. He was careful to see which way the wind was blowing, and made the door of his teepee on that side so he would have a breeze to cool him. Fire Spirits are so warm, you know! After the teepee was built and the day's work of fire lighting was done, the little Fire Spirit decided to go hunting and went off into the woods.

While he was gone, the white settlers came in a ship from far across the sea. The first thing they did was to search for a place to live. When they found the lovely hilltop where the little Fire Spirit had built his teepee, they thought it was the perfect place for a cabin. Finding no one in the small teepee, they gathered logs and built a cabin right around the teepee. They even covered it on top with a log roof.

When the poor little Fire Spirit returned from his hunting trip, he didn't have a place to live. Sadly, he looked at the sky and said, "Oh, Father Spirit, what shall I do?" The Great Father looked down on this little one and said, "Now that the settlers have come with their flint, it isn't necessary for you to live on the earth any longer. So go into your teepee, lie down on the bed, and I will bring you to live with me."

A match is lit and touched to the dry grass through the teepee door. The first little puff of smoke that rises before the flame begins is the little Fire Spirit going up to heaven.



Circle of Fire

The group walks in silence, single file, to an area where very small individual campfires are laid in a circle ready for lighting. The individual fires should be laid in such a way that by the end of the ceremony, the lighted fires merge into one large fire.

Girl 1: *(Kneels, lights her fire, and reads...)*
Kneel always when you light a fire
Kneel reverently, and thankful be
For God's unfailing charity.
And on the ascending flame inspire
A little prayer that shall up bear
The incense of your thankfulness
For this sweet grace
Of warmth and light;
For here again is sacrifice
For your delight.

All: *Sing "Oh, How Lovely is the Evening"*

Girl 2: *(Kneels, lights her fire and reads a poem, original or otherwise, that reflects the beauty of fire, friendship or some aspect of Girl Scouting.)*

Girl 3: *(Same as above.)*

All: *Sing "Music Shall Live"*

Girl 4: *(Same as Girls 2 & 3 above.)*

Girl 5: *(Same as above.)*

All: *Sing "Rise Up, Oh Flame"*

Girl 6: *(Kneels, lights her fire) This light is for peace and friendship around the world.*

All: *Sing "Peace"*

Every other person in attendance may then make some expression of friendship or beauty, etc. Then, the group leaves the circle quietly, in single file. The fire is put out by designated fire tenders, who remain with the fire when the group leaves.

The Uses of Fire

- Girl 1: Prehistoric men and women used fire to protect themselves from the elements and to cook their food.
- Girl 2: In ancient times, the Phoenicians used fire on mountain tops or high pillars as beacons for their ships.
- Girl 3: The American Indian used fire to hollow logs for boats, to fire pottery, and in ceremonies.
- Girl 4: Pioneers used fire to forge rims for wheels and bolts to build wagons. The classic picture of the village smithy and his fire was a common site in early America. Pioneer women toiled many hours over open fires to feed their families.
- Girl 5: Cowboys in the old West sat around the campfire with a pot of coffee and beans. Their entertainment was the singing of ballads of the trail accompanied by guitar or harmonica.
- Girl 6: Fire today makes the wheels of business and industry turn. In essence, rocket fire put men on the moon.
- Girl 7: The campfire is the universal symbol of outdoor camping. Fellowship around the campfire will be one of the most lasting memories in the life of each of us.
- Girl 8: If every Scout troop in the world had a campfire such as this one tonight, the glow would light the world with a new hope for mankind.
- All: *Sing "Rise Up, Oh Flame"*
Sing "Pass It On."

Call to the Winds

- Leader: East Wind, West Wind, North Wind and South Wind. Come, ye all, to our campfire with these words:
- Kneel always when you light a fire
Kneel reverently, and thankful be
For God's unfailing charity.
- East Wind: I am the East Wind, the wind of gentle breezes flowing through forests. While in my abode, remember my friends – fish and reptiles, animals and birds – all are under my care. Harm them not, O gentle people, harm them not. May my words burn in your mind as brightly as our fire burns tonight.
- South Wind: I come from the south bringing warm breezes and rainfall. As you remember the friends of the East Wind, so remember mine. The trees and flowers, the bushes and shrubs are all under my protection. Do not violate my hospitality by harming even the least of these. May my words be a guiding light to you, even as our fire guides us tonight.
- West Wind: I am the West Wind, wind of the sea. And if of the sea, then also of the river, the stream, the brook, the spring, the lake, and even the tiny rivulet is mine. I charge you not to pollute what is mine. As you love and need water, do not disgrace it. May my words burn in your heart and glow forever as the embers from our fire glow tonight.
- North Wind: I am the North Wind, the strongest and most feared of the four winds. My counsel is this: remember and live by the Law that you have taken and the Promise that you have promised. I am quick to punish the one who so soon forgets this solemn word. May my words burn into your conscience as our fire burns tonight.
- Leader: I, too, add my plea to that of the Four Winds. May their words burn in you and guide you. May they light your life as brightly as our flames tonight.

SAMPLE READINGS

Sample Readings

Recipe for a Girl Scout Leader

Combine one level head and one loving heart with equal parts of enthusiasm and energy. Blend in an ability to work with others and an appreciation of individual differences. Add a double measure of humor and the desire to help girls grow. Fold in the imagination of an elf and the memory of an elephant. Top with a rugged constitution and resilience to adapt to new ideas. When seasoned with training and steeped in experience, this recipe will serve many girls well.

A Leader's Promise

On my honor, I will try to have:
 Belief in the purpose of Girl Scouting;
 Interest in and understanding of girls and a desire
 to share good times with them;
 Enjoyment of working with girls of various
 races,
 religions and backgrounds;
 Good health, physical condition, abundant
 energy

I am a Girl Scout: I have a promise. It has three parts and Girl Scouts and Girl Guides all over the world are sisters and friends in this promise. Will you all please say it with me? (Say Promise.)

I am a Girl Scout: I have a law. This is the code by which I try to live. This law should be used daily in Every Girl Scout's life, in all she does at home, school and play. (Recite Law.)

I am a Girl Scout: I have a motto. "Be Prepared." This means that I can be depended upon, whenever and wherever I am needed. This is my duty – to be ready when called upon.

I am a Girl Scout: I have a slogan. "Do a Good Turn Daily." I will try to help other people wherever I see a need.

I am a Girl Scout: I have a sign. This I give whenever I repeat my promise. It is important to stand erect and show my pride in belonging. This reminds me to think straight and to realize my duty as a citizen. I give the Girl Scout sign to other Girl Scouts and Girl Guides as a sign of friendship. Scout stand for the three parts of the Promise. (Show sign.) The three fingers

I am a Girl Scout: I have a uniform, and I am proud to wear it. It must be neat at all times. When in uniform, I try harder than usual to obey the Girl Scout Law.

Girl Scout

G is for Girl, that's why we are here.
I is for Interest, without it she wouldn't care.

R is for Ready, to start to make her place in the world

L is for Living, the Girl Scout way.
S is for Seeking, to learn, to explore.
C is for Country, we'll do our share and more.
O is for Obligation, to live the Promise we have made.
U is for Unity, together, one for all.

T is for Trust. Without that we'd all fall.

The Leader

A leader is best
 When people barely know that he exists,
 Not so good when people obey and acclaim him,
 Worst when they despise him.

Girl Scouting

G is for the gracious way we all proclaim our birth
I is for the ideas shared and for those we'd like unearthed.
R is for respect we have for every race and creed.
L is for our loyalty to promises we heed.
S is for sincerity of deed and word and mind.
C is for the countless ways in which these are combined.
O is for the obligation we owe our fellow man.
U means that it's YOU who must be first to lend a hand.
T is for the teamwork which has evidenced our growth.
I is for integrity which backs the Girl Scout oath.
N is for the noble way we remember days of old.
G is for the grateful thanks of efforts toward our goal.
 Each of these is Girl Scouting – what fun, what work, what pride
 To recall with admiration and to walk with greater stride.

Fail to honor people,
 They fail to honor you;
 But of a good leader, who talks little,
 When his work is done, his aim fulfilled,
 They will all say, "We did this ourselves."
Author Unknown

The Gift Outright

The land was ours before we were the land's.
She was our land more than a hundred years
before we were her people. She was ours in
Massachusetts, in Virginia. But we were
England's.
Still colonials. Possessing what we still were
unpossessed by. Possessed by what we now no
more

possess. Something we were withholding made us
weak until we found out that it was ourselves.
We were withholding from our land of living, and
forthwith found salvation in surrender. Such as we
were, we gave ourselves outright, (The deed of gift
was many deeds of war.) to the land vaguely
realizing westward. But still un-storied, artless un-
enhanced. Such as she was, such as she would
become.

-- *Robert Frost* -

The American's Creed

I believe in the United States of America as a government of the people, by the people, for the people; whose just powers are derived from the consent of the governed; a democracy in a republic; a sovereign nation of many sovereign states. A perfect Union, one and inseparable, established upon those principles of freedom, equality and justice; and humanity for which American patriots sacrificed their lives and fortunes. I therefore believe it is my duty to my country to love it, to support its Constitution, to obey its laws, to respect its flag, and to defend it against all enemies.

The Red, White and Blue

What does our flag mean to you?
Does it mean just colors – red, white and blue?
Just a piece of cloth that proudly waves
From buildings tall and soldiers' graves?
Or does it mean people like you and me
Who love this land of liberty?
People whose skins may be brown or white,
But bravely work for freedom and right?
Can you see in its folds mountains and hills,
Wide flowing rivers and picturesque rills?
Fields that are golden with ripening grain,
And cowboys roaming across the plain?
Cities with skyscrapers stately and tall
And towns and villages large and small?
Farms that supply our tables with food,
And orchards and forests that yield fruit and wood?
These are the things in our flag that I see.
Symbol of a nation that loves liberty.
So to our flag let us pledge to be true;
God bless you and keep you, dear Red, White and Blue.

-- *Dorothy P. Cohen* -

Patriotism

- P Proud of the heritage that has been carved out of history and passed along for you to nourish and protect.
- A Alert to any hint of either aggression or subversion that threatens to wrest or wear away your rights and those of others
- T Trusting in the faith that gave our founding fathers the strength and the wisdom to forge this land of ours.
- R Resolute in your refusal to compromise your fundamental freedoms for some fleeting promise or some easy answer.
- I Informed on the meaningful issues of the day, that you might exercise your precious voting rights with discretion.
- O Outraged at any injustice that dilutes the basic concept of the dignity and equality of all men.
- T Truthful in your relationships with others, for truth is the cornerstone of democracy; without it the structure would crumble.
- I Involved in your government at all levels, making your voice heard on the vital issues that will shape America's destiny.
- S Sacrificing when sacrifice is called for, sure in the knowledge that the good of the nation far transcends any individual wants.
- M Moral in all your deeds and judgments; for without morality, any triumph is a hollow, meaningless thing.

-- from: *This Land of Ours*



Hello, Remember Me?

Some people call me Old Glory; others call me the Star Spangled Banner. But whatever they call me, I am your Flag, the Flag of the United States of America. Something has been bothering me, so I thought I might talk it over with you – because it's about you and me.

I remember some time ago people lined up on both sides of the street to watch the parade and, naturally, I was leading every parade, proudly waving in the breeze. When your daddy saw me coming, he immediately removed his hat and placed it against his left shoulder, so that his hand was over his heart. Remember?

What happened? I'm still the same old flag. Oh, I have a few more stars since you were a child. A lot more blood has been shed since those parades of long ago.

But now I don't feel as proud as I used to. When I come down your street, you just stand there with your hands in your pockets, and I may get a small glance, and then you look away. Then I see the children running and shouting. They don't seem to know who I am. I saw one man take his hat off, then look around. He didn't see anybody else with theirs off, so he quickly put his back on.

Is it a sin to be patriotic anymore? Have you forgotten what I stand for and where I've been – Anzac, Guadalcanal, Korea, Viet Nam? Take a look at the memorial honor rolls sometime, of those who never came back, to keep this country free – One Nation Under God. When you salute me, you are actually saluting them.

Well, it won't be long until I'll be coming down your street again. So when you see me, stand straight, place your right hand over your heart, and I'll salute you by waving back – and I'll know that You Remember!!

Nothing great will ever be achieved without great men, and great men are only great if they are determined to be so. -- Charles De Gaulle

*Only our individual faith in freedom can keep us free.
-- Dwight D. Eisenhower*

Deliberation is the work of many men. Action, of one alone. -- Charles De Gaulle

Failure is only the opportunity to begin again more intelligently. -- Henry Ford

Try not to become a man of success but rather try to become a man of value. -- Albert Einstein

Ignorance is preferable to error; and he is less remote from the truth who believes nothing, than he who believes what is wrong. -- Thomas Jefferson

Success

To laugh often and love much
To win the respect of intelligent persons and the affection and children
To earn the approval of honest critics and endure the betrayal of false friends
To appreciate beauty
To find the best in others
To give of oneself without the slightest thought of return
To have accomplished a task, whether by a healthy child, a rescued soul, a garden patch,
or a redeemed social condition
To have played and laughed with enthusiasm and sung in exaltation
To know that even one life has breathed easier because you have lived

Author Unknown

The Clock of Life

The clock of life is wound but once,
And no man has the power
To tell just when the hands will stop,
At late or early hour.

Now is the only time you own,
Live, love, toil with a will;
Place no faith in the morrow
For the hands may then be still.

The mark of your ignorance is the depth of your belief in injustice and tragedy. What the caterpillar calls the end of the world, the master calls a butterfly. -- Richard Bach

*Only a tranquil spirit can see beyond itself.
-- Hugh Prather*

Fight hesitantly. Judge halfheartedly. Be happy unnecessarily. -- Hugh Prather

I am not afraid of tomorrow for I have seen yesterday and I love today. -- William A. White

*The years teach much which the days never know.
-- Ralph Waldo Emerson*

Say what is easily forgotten. Do what is easily over-looked. Think what is everlasting. -- Hugh Prather

*Colors fade, temples crumble, empires fall,
seasons change, but kind words endure forever.*

It is what you do when you have nothing to do that reveals what you are. Author Unknown

Things do not change because of accident. Man is not rearranged by man itself. Man changes and is changed by something else. We are altered by the alternatives we stumble on.

What you are speaks so loudly, I cannot hear what you say. -- Ralph Waldo Emerson

We should set on journeys with only maps of our own choosing, no compass but the ones we carry in our heads. If we should sail beyond the earth's edge, it would be our business only. Author Unknown

In becoming part of someone else you lose yourself, and that's the very least that happens. Author Unknown

Holidays mean the most when you're celebrating what you've found yourself. Author Unknown

A cloud does not know why it moves at such a direction and such a speed. It feels an impulsion...This is the place to go now. But the sky knows the reasons and the patterns behind all clouds, and you will know, too, when you lift yourself high enough to see beyond the horizons. -- Richard Bach

Life demands from you only the strength you possess. Only one feat is possible – not to run away. -- Dag Hammarskjold

Be true to the best you know. If you do your best, you cannot do more. Do your best every day and your life will gradually expand into satisfying fullness.

Author Unknown

I believe, increasingly, that each of us is essentially alone. The trouble is, we are ill equipped to live with it. Author Unknown

I see little of more importance to the future of our country and of civilization than full recognition of the place of the artist. If art is to nourish the root of our culture, society must set the artist free to follow his vision wherever it takes him. -- John F. Kennedy

I believe that unarmed truth and unconditional love will have the final word in reality.

-- Martin Luther King, Jr.

We have always held to the hope, the belief, the conviction that there is a better life, a better world, beyond the horizon. -- Franklin D. Roosevelt

We must build a new world, a far better world – one in which the eternal dignity of man is respected.

-- Harry S. Truman

Excellence is to do a common thing in an uncommon way. -- Booker T. Washington

IF

If you can keep your head when all about you
Are losing theirs and blaming it on you;
If you can trust yourself when all men doubt you
But make allowance for their doubting too;
If you can wait and not be tired by waiting,
Or being lied about, don't deal in lies;
Or being hated, don't give way to hating,
And yet don't look too good nor talk too wise;

If you can dream and not make dreams your master,
If you can think and not make thoughts your aim;
If you can meet with Triumph and Disaster
And treat these two imposters just the same;
If you can bear to hear the truth you've spoken
Twisted by knaves to make a trap for fools;
Or watch the things you gave your life to, broken
And stoop, to build them up with worn--out tools;

If you can make one heap of all your winnings
And risk it on one game of pitch-and-toss;
And lose, and start again at your beginnings
And never breathe a word about the loss;
If you can force your heart and nerve and sinew
To serve you long after they are gone,
And so hold on when there is nothing in you
Except the will, which says to them HOLD ON;

If you can walk with crowds and keep your virtue
Or walk with kings – nor lose the common touch;
If neither foes nor loving friends can hurt you,
If all men count with you, but none too much;
If you can fill the unforgiving minute
With sixty seconds worth of distance run,
YOURS is the earth and all that's in it,
And – which is more, you'll be a man, my son.

-- *Rudyard Kipling*

What Men Live By

Leo Tolstoy

(Russian author Leo Tolstoy once wrote this brief allegory in which an angel disguised as a man is sent to earth by God to learn these three lessons: what is given to men, what is not given to men, and what men live by. At the conclusion of the story, the angel reveals his identity to the poor shoemaker who had taken him in, and speaks of the lessons he has learned.)

And the angel's body became manifest, and he was clad with light so bright that the eyes could not endure to look on him, and he spoke in clearer accents, as if the voice proceeded not from him, but came from heaven.

And the angel said, "I have learned that every man lives, not through care of himself, but by love."

"It is not given the mother to know what her children need to keep them alive. It is not given the rich man to know what he himself needs; and it is not given any man to know whether he will need boots for daily living, or slippers for his burial."

"When I became a man, I was kept alive, not by what thought I took for myself, but because a stranger and his wife had love in their hearts and pitied me and loved me. The orphans were kept alive, not because other people deliberated about what was to be done with them, but because a strange woman had love for them in her heart, and pitied them and loved them. And all men are kept alive, not by their own forethought, but because there is love in men."

"I knew before that God gave life to men, and desired them to live; but now I know something beyond that."

"I have learned that God does not wish men to live each for himself, and therefore has not revealed to them what they each need for themselves; but He wishes for them to live in union, and therefore has revealed to them what is necessary for each and for all together."

"I have now learned that it is only in appearance that they are kept alive through care for themselves, but that in all reality they are kept alive through love. He who dwelleth in love dwelleth in God and God in him, for God is love."

And the angel sang a hymn of praise to God, and the cottage shook with the sound of his voice.

Me

As long as I live
I shall always be
My Self – and no other
Just me.
Like a tree –
Willow, elder,
Aspen, thorn,
Or cypress forlorn.
Like a flower,
For its hour –
Primrose, or pink,
Or a violet –
Sunned by the sun,

And with dewdrops wet.
Always just me.

Walter De La Mare

The Friend in Your Mirror

Speak gently to yourself.
Speak freely
in praise of all you are.
Speak clearly
with pride in all you've been.
Speak bravely
with hope for all you may become.

Find in yourself
the powers that only you possess,
the pains
that only you can overcome,
the promises
that only you can keep.

Look deeply
into the mirror of your life
and discover the very special person
that only you can be.
Edward Cunningham

Adaptability is not imitation. It means power of resistance and assimilation. -- Mahatma Gandhi

*He who can no longer pause to wonder and stand rapt in awe is as good as dead; his eyes are closed.
-- Albert Einstein*

The only limits to our realization of tomorrow will be our doubts of today. -- Franklin D. Roosevelt

Those who do not know how to weep with their whole heart don't know how to laugh either. -- Golda Meir

Time

Take time to work, it is the price of success.
Take time to think, it is the source of power.
Take time to play, it is the secret of perpetual youth.
Take time to read, it is the foundation of wisdom.
Take time to be friendly, it is the road to happiness.
Take time to love and be loved, it is the privilege of the gods.
Take time to share, life is too short to be selfish.
Take time to laugh, laughter is the music of the soul.

Author Unknown

Today: A Meditation for Our Times

Just for today, I will try to live through this day only, not to tackle my whole life problem at once. I can do things for twenty-four hours that would appall me if I had to keep them up for a lifetime.

Just for today, I will be happy. This assumes what Abraham Lincoln said is true, that “Most folks are just about as happy as they make up their minds to be.” Happiness is from within; it is not a matter of externals.

Just for today, I will try to adapt myself to the present and not attempt to adjust everything to my own desires. I will take my family, my business and my looks as they come and fit myself to them.

Just for today, I will take care of my body. I will exercise it, care for it, nourish it, not abuse it or neglect it, so that it will be a perfect machine for my bidding.

Just for today, I will try to strengthen my mind. I will learn something useful. I will not be a mental loafer; I will read something that requires effort, thought and concentration.

Just for today, I will exercise my soul in three ways: I will help somebody by a good turn and not get found out; I will do two things I don't want to do, as William James suggests, “just for the exercise.”

Just for today, I will be agreeable. I will appear as well as I can, dress as becomingly as possible, criticize not at all, nor find fault with anything and not try to regulate or improve anyone.

Just for today, I will have a program. I will write down what I expect to do. I may not follow it exactly, but I will have it. It will eliminate two pests – hurry and indecision.

Just for today, I will be unafraid. Especially, I will not be afraid to be happy, to enjoy what is beautiful, to love and to believe those that I love, love me.

Just for today, I will have a quiet half-hour all to myself. In this half-hour, I will give thanks to Almighty God for the abundance that is mine.

Author Unknown

A Friend

Henry David Thoreau

A Friend is one who incessantly pays us the compliment of expecting from us all the virtues, and who can appreciate them in us.

A Friend asks no return but that his Friend will religiously accept and wear and not disgrace his apotheosis of him. They cherish each other's hopes. They are kind to each other's dreams.

Friendship is never established as an understood relation. It is a miracle which requires constant proofs. It is an exercise of the purest imagination and of the rarest faith.

We do not wish for Friends to feed and clothe our bodies – neighbors are kind enough for that – but to do the life office to our spirit. For this, few are rich enough, however well disposed they may be.

The language of Friendship is not words, but meanings. It is an intelligence beyond language.

Definition

Limping, I dragged my weary well-scarred body to my friend.
“Fool,” she shrilled. “I told you that you couldn’t fly. Oh, fool.”
She was truly wise and I recognized her wisdom.
Why, then, did I limp on to my friend across the way –
My friend who saw me come in tears and said, “It didn’t work this time?
Let’s see, perhaps we can mend this wing – a feather here and there.
Rest – We’ll see what we can do.”

Jan Churchill

New Friends and Old Friends

Make new friends, but keep the old;
Those are silver, these are gold.
New-made friendships, like new wine,
Age will mellow and refine.
Friendships that have stood the test –
Time and change – are surely best.
Brow may wrinkle, hair grow gray,
Friendships never know decay.
For ‘mid old friends, tried and true,
Once more we our youth renew.
But old friends, alas, may die,
New friends must their place supply.
Cherish friendships in your breast –
New is good, but old is best.
Make new friends, but keep the old;
Those are silver, these are gold.

Joseph Parry

Taking Leave of a Friend

Blue mountains lie beyond the north wall;
Round the city’s eastern side flows the white
water.
Here we part, friend, once forever.
You go ten thousand miles, drifting away
Like an unrooted water grass.
Oh, the floating clouds and the thoughts of a
wanderer.
Oh, the sunset and the longing of an old friend.
We ride away from each other, waving our hands,
While our horses neigh softly, softly...

Li Po

from **The Prophet**

And a poet said, “speak to us of Beauty.”
And he answered:
In the winter, say the snow-bound,
“She shall come with the spring leaping upon the hills,”
And in the summer heat the reapers say,
“We have seen her dancing with the autumn leaves, and we saw a drift of snow in her hair.”
All these things you have said of beauty,

Yet in truth you spoke not of her but of needs unsatisfied,
And beauty is not a need but an ecstasy.
It is not a mouth thirsting for an empty hand stretched forth.
But rather a heart inflamed and a soul enchanted.
It is not the image you would see nor the song you would hear,
But rather an image you see though you close your eyes and a song you hear though you shut your ears.

Beauty is life when life unveils her holy face.
But you are the life and you are the veil.
Beauty is eternity gazing at itself in a mirror.
But you are eternity and you are the mirror.

Kahlil Gibran

If you wish your children to think deep thoughts, to know the holiest emotions, take them to the woods and hills, and give them freedom of the meadows; the hills purify those who walk upon them. -- Richard Jefferies

Stopping by the Woods on a Snowy Evening

Whose woods these are I think I know.
His house is in the village though;
He will not see me stopping here
To watch his woods fill up with snow.

My little horse must think it queer
To stop without a farmhouse near
Between the woods and frozen lake
The coldest evening of the year.

He gives his harness bells a shake
To ask if there is some mistake.
The only other sound's the sweep
Of easy wind and downy flake.

The woods are lovely, dark and deep,
But I have promises to keep,
And miles to go before I sleep,
And miles to go before I sleep.

Robert Frost

On the City Street

They meet in the pink dust of the city street.
He raises his gold crop high in salute.
"Lady," says he, "where do you live?"
"There are ten thousand houses among the drooping
willow trees."

Li Po

It is well to stop our star-gazing occasionally and consider the ground under our feet. Maybe it is celestial, too; maybe this brown, sun-tanned, sin-stained earth is a sister to the morning and evening star.

-- John Burroughs

In the Mountains

Why do I live among the green mountains?
I laugh and answer not, my soul is serene;
It dwells in another heaven and earth
belonging to no man
The peach trees are on flower, and the water flows on.

Li Po

Fire and Ice

Some say the world will end in fire,
Some say in ice.
From what I've tasted of desire
I hold with those who favor fire.
But if it had to perish twice,
I think I know enough of hate
To say that for destruction, ice
Is also great
And would suffice.

Robert Frost

The Road Not Taken

Two roads diverged into a yellow wood,
And sorry that I could not travel both
And be one traveler, long I stood
And looked down as far as I could
To where it bent in undergrowth;

Then took the other, as just as fair,
And having perhaps the better claim,
Because it was grassy and wanted wear;
Though as for the passing there
Had worn them really about the same,

And both that morning equally lay
In leaves no steps had trodden black.
Oh, I keep the first for another day.
Yet knowing how way leads on to way,
I doubted if I should ever come back.

I shall be telling this with a sigh
Somewhere ages and ages hence:
Two roads diverged into a wood, and I –
I took the one less traveled by,
And that has made all the difference.

Robert Frost

