

Girl Scouts Louisiana East

“History of Mardi Gras”

Patch Program for Girl Scout Brownies – Ambassadors



Mardi Gras or Fat Tuesday is the last day of the Carnival season. It is a period of merriment that includes grand balls, masked parties and of course parades filled with gorgeous floats, marching bands and beads, beads and more beads. So, Laissez Les Bons Temps Rouler! (Let The Good Times Roll!), while you earn the patch by completing one activity from the 4L's (Learn it, Look into it, Lend a hand, and Live it) that is most appropriate for the age-level of the girls.

LEADERS, VERY IMPORTANT!: Many Mardi Gras websites have inappropriate images for girls to view. Please use the kid friendly websites listed or books in the children section of the library for research.

Learn It:



Even after the damage from Hurricane Katrina the spirit of Mardi Gras continues on, but there have been times the celebration has been cancelled. How many times has the celebration been cancelled? What events caused the cancellations?



Mardi Gras is a holiday that moves around on the calendar, but why? Find out how the day is chosen and by whom. How does the Feast of the Epiphany, Lent and Easter factor in the decision of the date each year? On what dates will the next five Mardi Gras occur?



In the New Orleans area we call our carnival organizations “Krewes.” Historically these organizations have been all male but in the last hundred years all female Krewes have joined the celebration. Find out about the following Krewes and answer these questions. Who are these Krewes named after? When were they founded? If you formed a Krewe, what would be its name?

- Krewe of Selene
- Krewe of Eve
- Aphrodite
- Muses
- Isis
- Iris

🌸 Mardi Gras is a time of fun and merriment for everyone to enjoy. With all the colorful individuals attending, there seems to be a parade for everyone. Find out about these fun Krewees that brighten the Mardi Gras spirit each year.

- Krewe of Barkus
- Krewe of Elvis
- Phunny Phorty Phellows
- Mardi Gras Indians
- Krewe of Zulu

🌸 The Mardi Gras Krewees are not only for adults. We also have kid and family Krewees. Find out about these fun organizations:

- Lil' Rascals
- Krewe of Rhea
- Krewe of Argus
- Krewe of Choctaw
- NOMTOC

Look into it:

🌸 There has been a long controversy of where the first Mardi Gras took place in the United States. Was it New Orleans, Louisiana or Mobile, Alabama? Do a little digging and make a History of Mardi Gras timeline in the United States but make sure it includes the following:

- First parade held
- Which Krewe entered the first Mardi Gras float in a parade
- First Krewe established
- First recorded “throws” during a parade
- When did Mardi Gras become an official state holiday in Louisiana?
- First female Krewe



🌸 Mardi Gras isn’t celebrated just in New Orleans. Research at least five other cities or countries that take part in the Mardi Gras celebration.

🌸 As the floats pass by, elaborately masked individuals toss trinkets to people lining the streets shouting, “Throw me something, mister!” There are few celebrations that you can walk away with pounds of trinkets or what are called “throws.” Find out about the different “throws” Krewe members toss from their floats. What is their significance?


🌸 There are many unique items that only appear during the Carnival season. Find out about the following items that add pizzazz to the celebration:

- Celebration Ball
- Flambeaux Carriers
- Floats
- Zulu Coconuts
- Doubloons
- King Cakes

Lend a Hand:


-  Mardi Gras wouldn't be Mardi Gras if there wasn't a huge party. Visit the following website to host your own Mardi Gras party for a younger troop, Service Unit event, or a community group. www.mardigrasday.com
-  Do you have a Mardi Gras celebration in your area? Check with the local organizers and see if your troop can help them with the event. *Remember to follow Safety-Wise Standards.*

Live it:

-  In Louisiana many conversations are about our favorite meals or recipes which we share with friends and family. It only makes sense that this colorful celebration would have a traditional dish associated with the season. "King Cake" is a tasty pastry that has a history as rich as its taste. Find out the following and try to make a cake of your own. When was the King Cake first introduced and why? What was hidden in the cake in the past? What is hidden now? What must the person do if they find this treasure? When does King Cake season begin?

Quick King Cake for Kids

- 2 packages of Crescent Rolls
 - Cinnamon & Sugar (mixed)
 - Melted butter
 - 1 cup sugar for coloring
 - Green, yellow, red & blue (purple) food coloring
 - Bean, walnut or pecan (half)
 - Baby food jar or sandwich bag
1. On a pastry sheet spread out the two rectangles end to end (do not separate at perforations). Use a rolling pin to roll out each one into a large rectangle. Brush with melted butter and sprinkle with cinnamon-sugar. Roll jellyroll style and twist to form one half of circle and repeat with the rest of the dough. Twist to make the rest of the circle. Pinch together like a crown for a King. Put on baking sheet (pizza pan is ideal but a rectangle pan will work). Bake as directed for the crescent rolls.
 2. To make the purple, yellow and green colored sugar:
 - Place 1/3 cup of sugar and 2 drops of coloring in a baby food jar or sandwich bag. Shake to evenly distribute color repeat with other colors. To make purple: 2 drops red; 2 drops of blue
 3. After cake is cooked sprinkle rows of colored sugar (purple, yellow, green). To make a glaze you can mix powdered sugar and milk together.
 4. The cake may be filled with cream cheese, jam or pecans before rolling up for cooking. Spread the mixture very thinly (it will cause the cake to be very bulky and unevenly cooked otherwise).
 5. After the cake has cooled hide the bean or nut on the bottom. Before anyone takes a bite have them look for the bean or nut under their slice to prevent any problems. The one who has the bean or nut brings the next King Cake or wins a prize in the Mardi Gras spirit.

-  Mardi Gras is a celebration of sounds and colors but three colors have come to represent the season: purple, green and gold. What do these colors represent? What year were these colors introduced and by who? Make a Mardi Gras flag of your own to display during the carnival season.

Girl Scouts Louisiana East "History of Mardi Gras"



Troop # _____ SU# _____ Region# _____ Age Level (*circle one*): B J C S A

Troop Leader/Advisor Name _____

City _____ Parish/County _____ ST__ Zip _____

Phone (____) _____ Email _____

Number of patches _____ @ \$2.50 ea. (includes tax) = _____

Shipping & handling (needed if mailing) + \$1.00

Sub total = _____

Total = _____

☐ Check enclosed (payable to GSLE) ☐ Credit Card (please circle) Visa/Mastercard/Discover

Credit Card _____ / _____ / _____ / _____ Exp _____ / _____

Signature _____ Date _____

Mail or fax forms to Girl Scouts Louisiana East

Attn: Council Shop

Corporate Headquarters
841 S. Clearview Parkway
New Orleans, LA 70121-3119
Fax: (504) 733-8219

Regional Service Center
545 Colonial Drive
Baton Rouge, LA 70806
Fax: (225) 927-8402